

# South Dakota Housing for the Homeless Consortium (SDHHC)

QUARTERLY MEETING | March 16, 2021

[www.housingforthehomeless.org](http://www.housingforthehomeless.org)



# Meeting Agenda

- Welcome, Introductions, Announcements - 11 AM
- COVID Shelter Testing & Vaccination Plans - 11:10 AM
- Youth Action Board - 11:25 AM
- SD Technical Assistance Stats Summary – 11:40 AM
- ESG, CV – 12:00 PM
- 2020 CoC Grant Renewals - 12:20 PM
- Point-In-Time (PIT) Count - 12:25 PM
- System Performance Measurements - 12:45 AM
- 10 minute Break – 1:00 PM
- Coordinated Entry System – 1:10 PM
- Homeless Summit – 1:30 PM
- Spotlight - Committee Reports - Town Hall - 1:40 PM



# SDHHC

## Chat Box- Introductions

- Name & Community
- Agency – Affiliation
  - Please use SKYPE Chat Box
  - Don't hesitate to speak & participate in our meeting!



# 2021 SD CARES

## Housing Assistance Program (3/05/21)

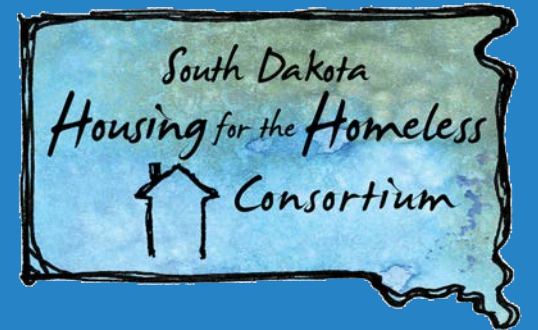
1,582 Applications received

Assistance requested

- Rent \$1,847,060
- Mortgage \$599,512
- Utilities \$278,529

Remaining funding

- \$179,598,808



# 2021 SD CARES

## Partner Organizations

Helpline Center - [Statewide](#)

Codington County Welfare - [Watertown](#)

Grow South Dakota - [Sisseton](#)

Inter-Lakes Community Action Partnership - [Madison](#)

Lakota Funds - [Kyle](#)

Lutheran Social Services - [Sioux Falls](#)

Mazaska Owecaso Otipi Financial - [Pine Ridge](#)

NeighborWorks Dakota Home Resources - [Deadwood](#)

Pennington County Health & Human Services - [Rapid City](#)

Rural Office of Community Services, Inc. - [Wagner](#)

Western SD Community Action - [Rapid City](#)



# COVID ES Testing & PPE

## Email SDHDA Staff to Request

- Name of Shelter
- Staff email & phone for follow-up from DOH
- PPE needed?
  - SD DOH has an application

\*CDC recommends that homeless shelters utilize testing!



# COVID Resource Links

[Coronavirus Vaccine Information \(sd.gov\)](#)

[COVID-19 Infectious Disease Prevention & Response  
Infectious Disease Toolkit for CoCs](#)

[United States Interagency Council on Homelessness: COVID-19  
Resources](#)

[National Health Care for the Homeless \(HCH\) Council: COVID-19  
Resources](#)

[COVID-19 Infographic \(nhchc.org\)](#)

[CDC COVID-19 & Homeless Shelters Guidance](#)

<https://www.hudexchange.info/>



# COVID Vaccination

Congregate living is priority for SD vaccination efforts i.e. shelters

- Reports from agencies on testing
- SDHDA staff attending DOH/DSS COVID special populations conference calls
  - Do you have Info to share with special populations group?





# Youth Action Board



## Rapid City YAB Team Report



# Youth - SDHHC

## Consortium Homelessness Response

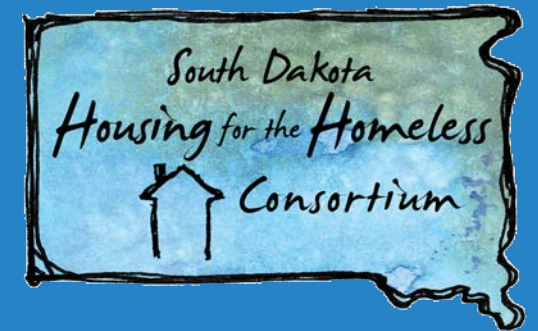
- Youth Advisory Board (YAB)
- Foster Youth to Independency Initiative (FYI) – housing voucher program
- Youth Homeless Demonstration Program (YHDP) Application – youth specific funding for housing and services
- Youth Committee



# FYI Initiative

## Foster Youth to Independence Initiative

- Pennington County Housing participating PHA
- Housing Voucher program TAY foster care, or corrections experience
- Partnership between PHA, DSS, SDHHC, & service provider (LSS)
- CES & other referral processes



# FYI PHA Recruitment

- Up to 25 vouchers per year per participating PHA
- 36 months of rental assistance & services
- [https://www.hud.gov/program\\_offices/public\\_indian\\_housing/programs/hcv/fyi\\_tpv](https://www.hud.gov/program_offices/public_indian_housing/programs/hcv/fyi_tpv)
- March 22, 2021 NOFA competition deadline
- Non-competitive application option



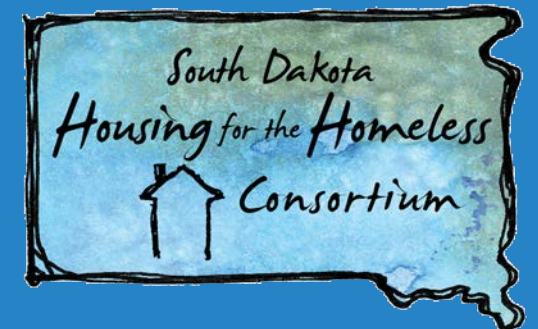
# YHDP Requirements

- Engage Wide variety of stakeholders including
  - YAB
  - Housing providers
  - State child welfare agency
  - School districts, educators
  - Workforce development organizations
  - Juvenile justice system
  - Homelessness Organizations
  - CoC Collaborative Applicant



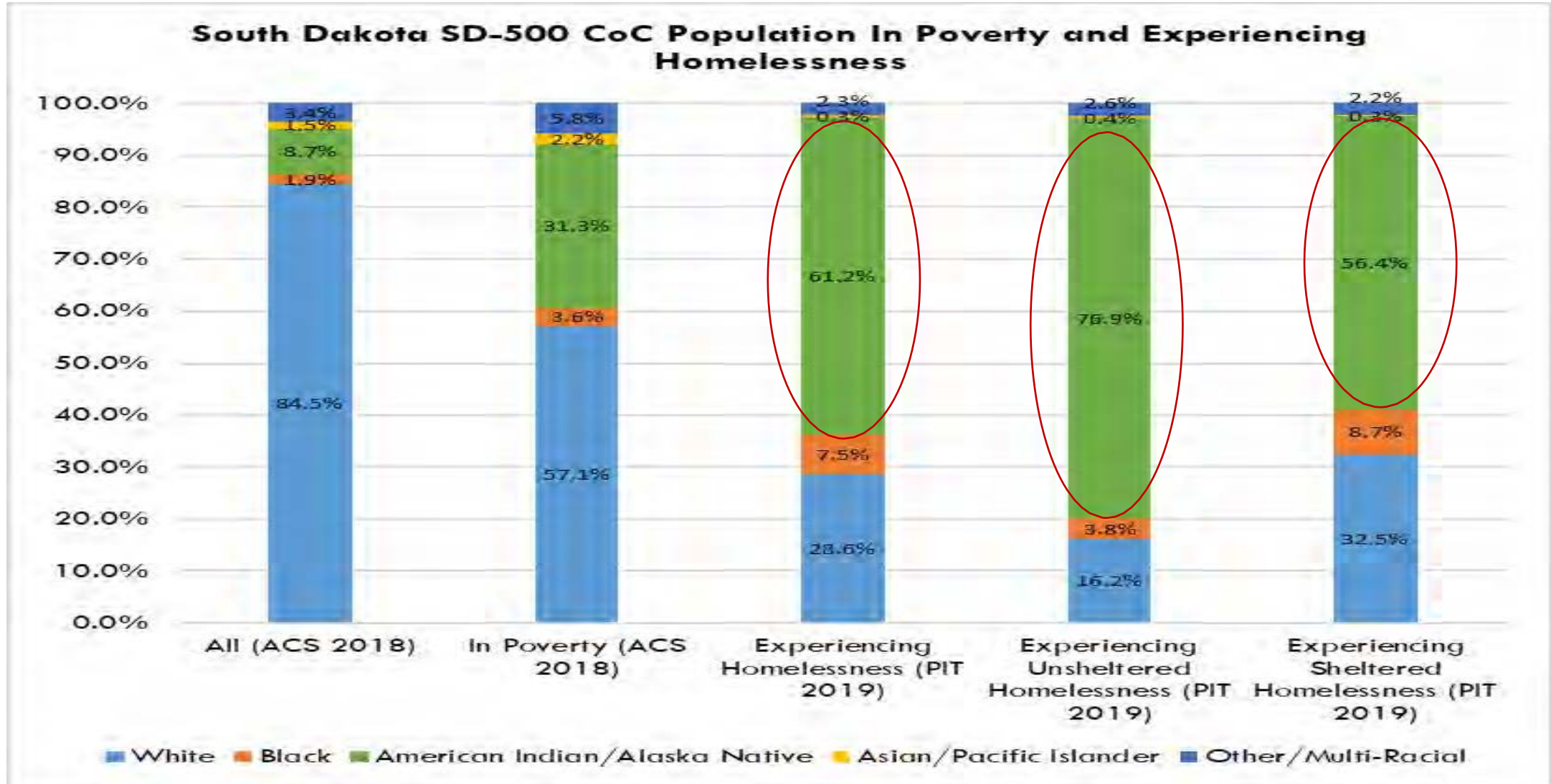
# ESG Funding Pilot Project

## Data Findings Discussion



[www.sdhda.org/images/docu/housing-development/South-Dakota-Data-Presentation-09-30-2020.pdf](http://www.sdhda.org/images/docu/housing-development/South-Dakota-Data-Presentation-09-30-2020.pdf)

# PIT by Race



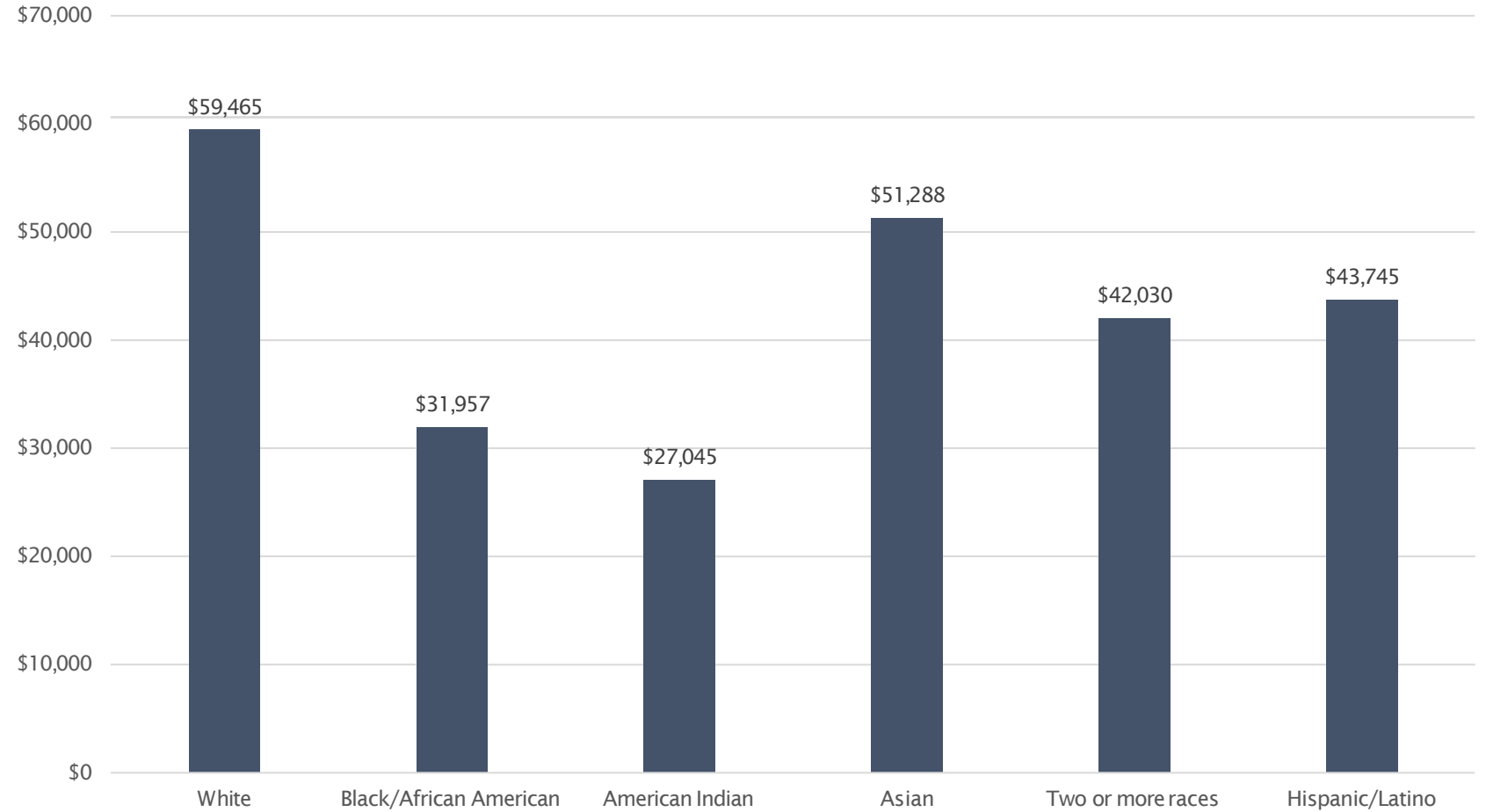
South Dakota had  
**341,565**  
households in 2018.

Median Household  
Income in  
South Dakota was  
**\$56,499**  
in 2018.

South Dakota's  
unemployment rate  
was **3.5%** in 2018.

Median Household Income by Race/Ethnicity

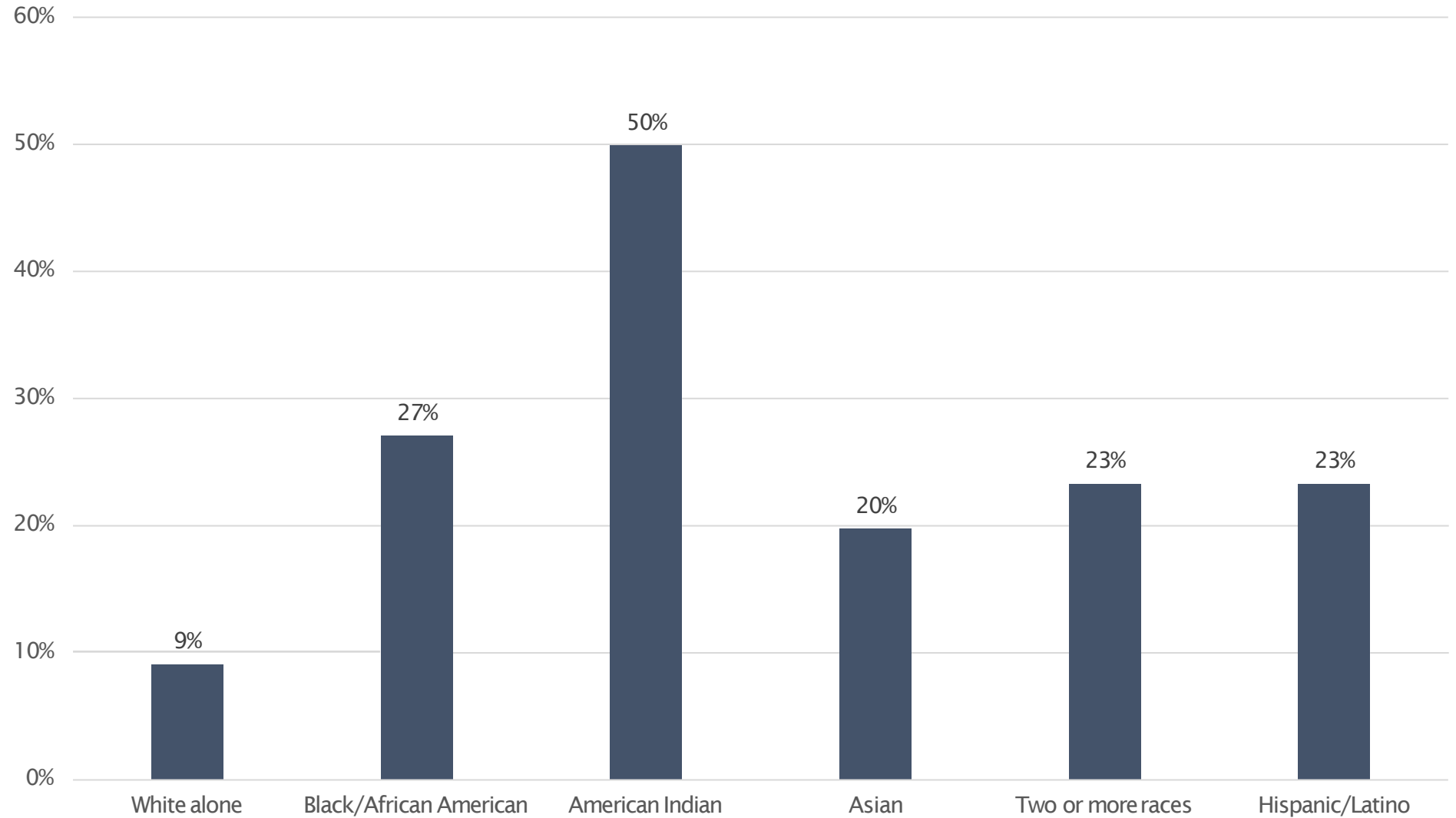
Source: ACS 2018





### Population Below Poverty Line by Race/Ethnicity

Source: ACS 2018



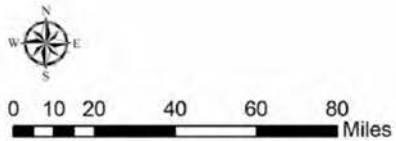
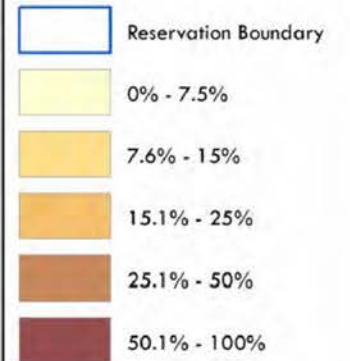
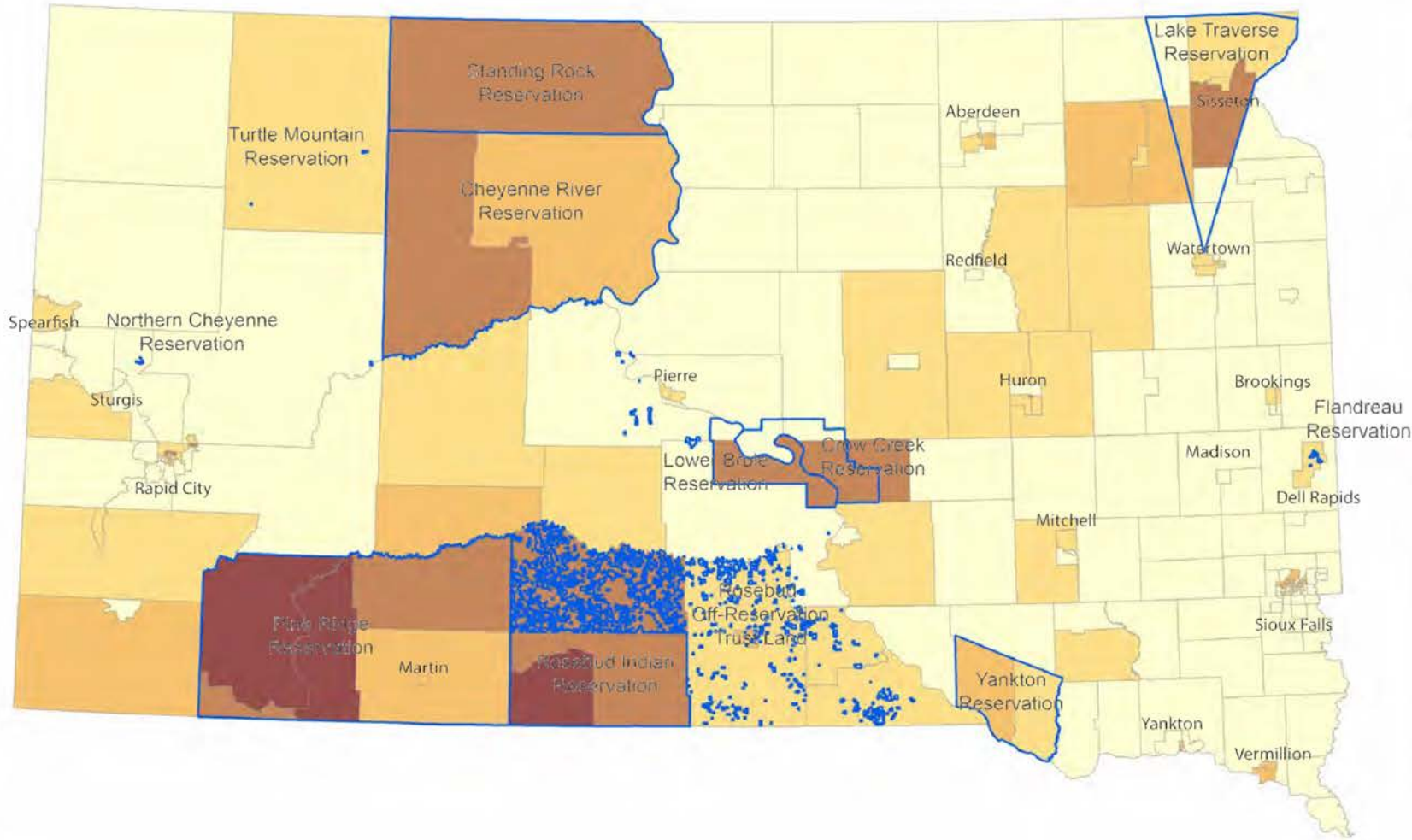
White residents comprise **82%** of the State's population, but **9%** of those who live below poverty line.

American Indians comprise **8%** of population but **50%** of those who live below poverty line.

# Families Living Below Poverty Line

Source: ACS2018

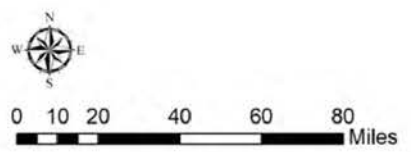
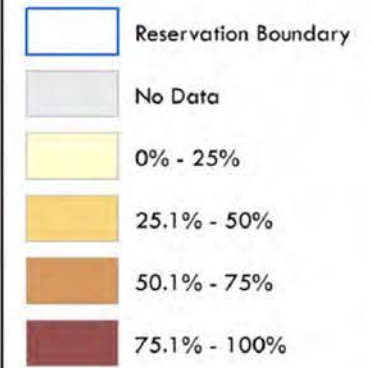
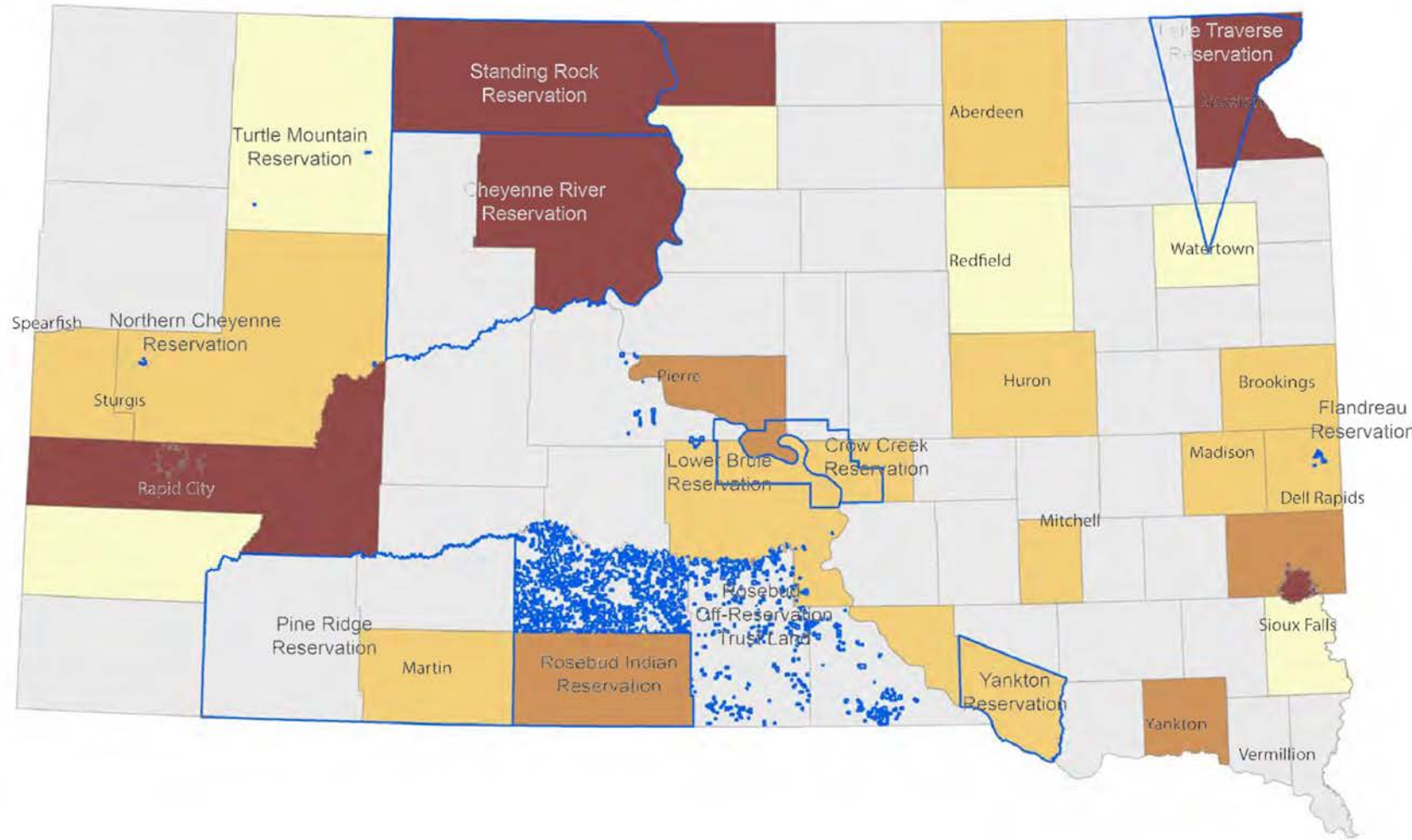
2018 ACS Percentage of Families Living Below Poverty Line by Census Tract South Dakota



# Emergency Shelter Bed Utilization Rate

Source: HIC 2019

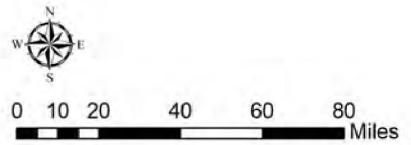

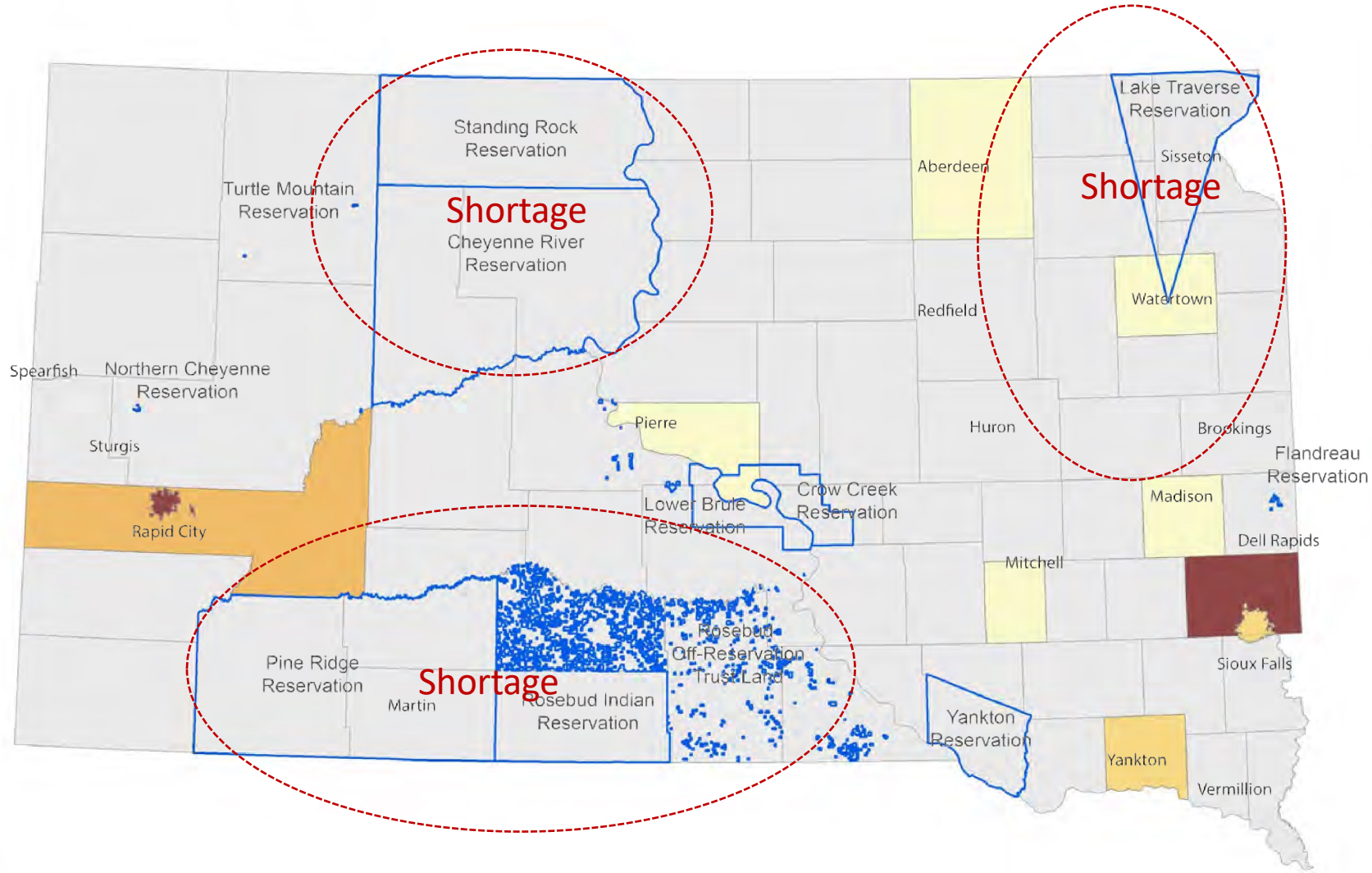
**2019 Housing Inventory Count (HIC) Emergency Shelter Total Bed Utilization Rate (Using PIT Counts) by County South Dakota**



# Total Permanent Housing Beds

Source: HIC 2019

2019 Housing Inventory  
Count (HIC) Permanent  
Housing Total Beds  
by County  
South Dakota



# ESG Reports

## ESG Traditional

- ESG '19 \$607,391. Funds were awarded to 19 agencies across the state and the grant expires May 2021.
- ESG '20 \$637,969. Funds were awarded to 17 agencies across the state and the grant expires August 2022.
- ESG '21 \$638,752. Application will be opening this Spring.

## ESG CARES Act (ESG-CV)

In order address the COVID-19 pandemic, HUD provided a supplemental allocation of ESG funds under the CARES Act. These funds are to be used to prevent, prepare for and respond to coronavirus among individuals and families who are homeless or receiving homelessness assistance. SD received two allocations of funding totaling \$7,754,851. These funds include waivers and variances to the traditional ESG requirements and activities and includes expenses back to March 13, 2020 when the Governor declared the emergency in SD. All ESG CARES Act funds must be spent by September 30, 2022.



# ESG Continued

## ESG CARES Act – 2 Allocations

- Allocation 1 \$2,199,893 – awarded to 9 agencies across the state June 2020.

The second allocation of funding totals \$5,554,958 and was split into two application rounds.

- Round 1 \$4,166,218 is a general application round and includes a \$1,000,000 set-aside for agencies providing ESG services to tribal communities. This application round closed January 29, 2021. Funds awarded to 12 agencies.
- Round 2 \$1,388,740 was targeted to 3 pilot project areas of Cheyenne River Reservation, Pine Ridge Reservation and within 100 miles of the Pierre area. This application round closed February 26, 2021. Received 3 applications for Pine Ridge Reservation area.



ESG Information on the SDHDA website: [Emergency Solutions Grants Program | SDHDA](#)

ESG on HUD Exchange: [ESG: Emergency Solutions Grants Program - HUD Exchange](#)

# CARES Act Funding Breakdown

## Allocation 1 Breakdown - \$2,199,893

- Renovation	\$96,524 (4%)	Rapid Rehousing	\$265,000 (12%)	Admin	\$219,989 (10%)
- Shelter	\$1,095,210 (50%)	Homeless Prevention	\$449,960 (20%)		
- Street Outreach	\$30,000 (1%)	HMIS	\$43,210 (2%)		

## Shelter #s – shelter programs funded under CARES Act only

Total # Assisted	# of Adults	# of Children	
1,130	895	234	*1 unknown age

### Demographics

37% White	47% American Indian
1% Hawaiian Islander	4% Multi-racial
8% African American	3% Don't Know/Refused

(3/13/20-2/28/21)

## Shelter #s – shelter programs funded by traditional and CARES Act (6/12/20-2/28/21)

Total # Assisted	# of Adults	# of Children
464	299	165

### Demographics

42% White	48% American Indian
4% African American	1% Native Hawaiian
	6% Multi-racial

## Rapid Rehousing #s – CV funded

Total # Assisted	# of Adults	# of Children
161	81	80

### Demographics

39% White	47% American Indian
1% African American	12% Multi-racial
	1% Hawaiian Islander

## Homeless Prevention #s – CV Funded

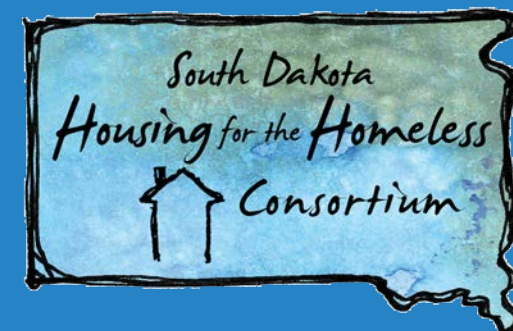
Total # Assisted	# of Adults	# of Children
94	40	54

### Demographics

49% White	55% American Indian
5% African American	1% Multi-racial

# 2020 CoC Grant Renewals

<b>Funding</b>	<b>Type</b>	<b>Award</b>
Heartland House RRH (ICAP)	RRH	\$ 519,463
ICAP Domestic Violence RRH	RRH	\$ 119,557
Lewis & Clark Housing Project	PSH	\$ 149,334
Renewal Project 2019 (CRSM)	PSH	\$ 72,186
Safe Home (SF Housing)	PSH	\$ 40,613
CoC HMIS (SDHDA)	HMIS	\$ 39,684
CoC Planning (SDHDA)	Planning	\$ 65,030
CoC SSO CES (SDHDA)	CES	\$ 105,144
Shelter Plus Care – 4 units (SFH)	PSH	\$ 36,170
Shelter Plus Care – 43 units (SFH)	PSH	\$ 266,364
<b>Total</b>	<b>CoC</b>	<b>\$1,413,545</b>





# 2021 PIT Count

## Point-In-Time Count

- Date: Tuesday, January 26, 2021
- Statewide Sheltered count conducted
- Multiple agencies & volunteers working together



# PIT Data Comparison

## 2019 PIT Count

Statewide Sheltered

- 761 persons

## 2021 PIT Count

Statewide Sheltered

- 787 persons

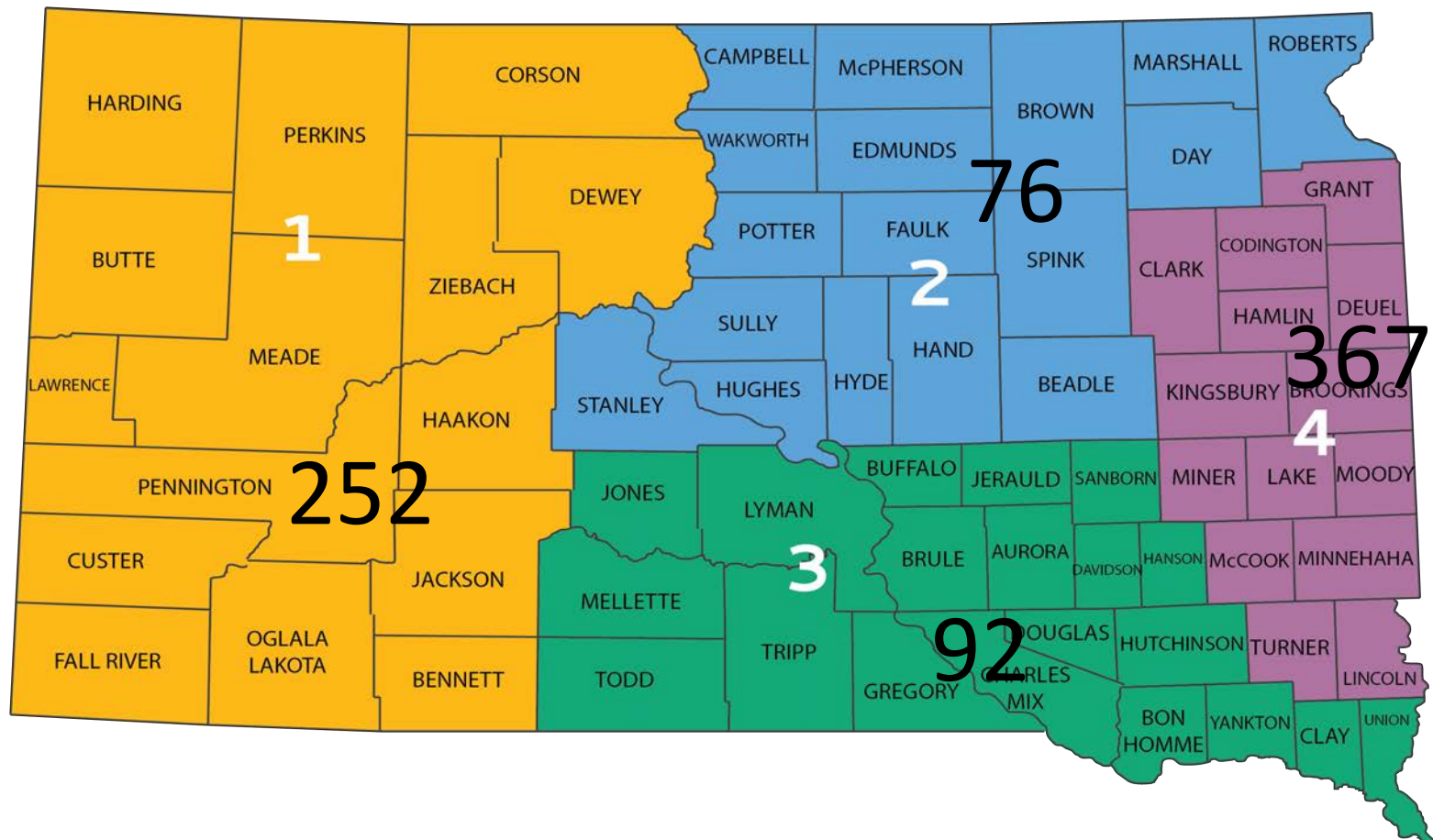
## 2020 PIT Count

Statewide Sheltered

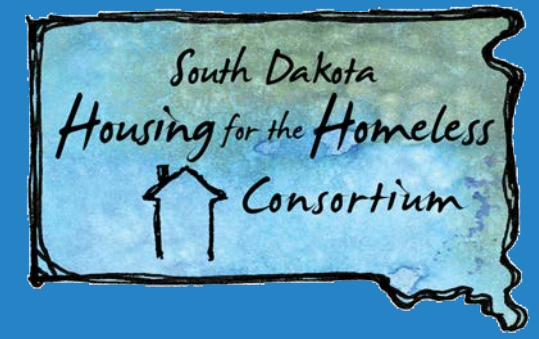
- 812 persons



# 2021 PIT Discussion



# Sheltered



# By CES Region

# PIT Count Results

Official Results April



# SPM

## System Performance Measurements

- HUD analysis tool for CoC performance
- Purpose is to measure progress
- Fiscal year; 10/01/19 – 09/30/2020
- Reports data from HMIS, PIT, HIC
- Utilized in CoC Competition scoring

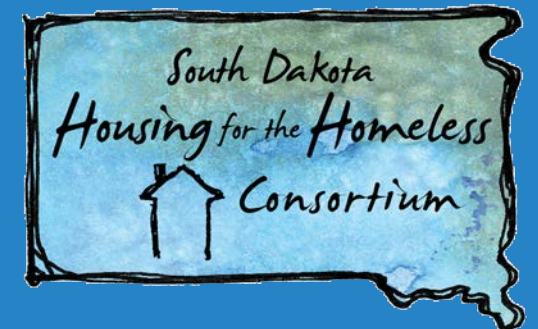


# SPM

## System Performance Measurements Report HMIS Data

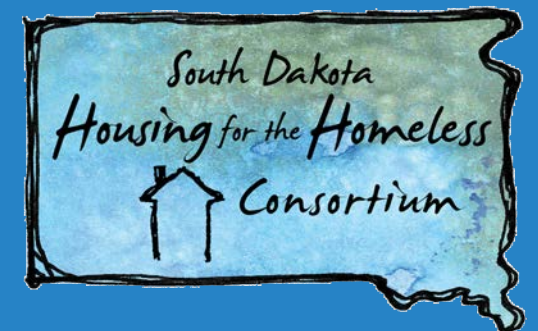
### FY 2020 - Challenges

- COVID
  - New Agencies & Programs (ESG - CV)
  - Service provision – office closures
  - Illness & recovery of clients & staff
  - Safety protocols



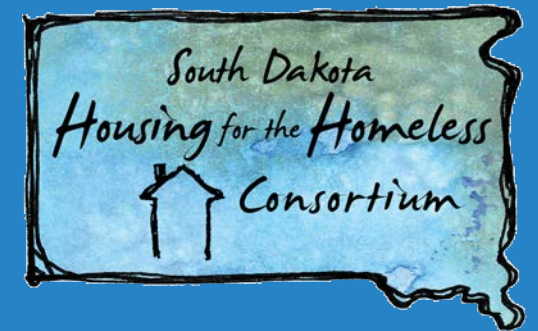
# SPM - Review

Destination Error Rate	2016-2017	2017-2018	2018-2019	2019-2020
ES	15.53%	.53%	.73%	10.8%
TH	3.68%	0%	20%	25%
PSH, OPH	15.56%	2.52%	7.59%	1.96%
RRH	3.75%	0%	1.43%	.19%
Street Outreach	3.33%	0%	0%	0%



# SPM - Review

	Persons FY 2019	Persons FY 2020	Average LOT Homeless (nights) FY 2019	Average LOT Homeless (nights) FY 2020	Difference LOT Homeless
ES	1905	1687	38	35	-3
ES, TH	1922	1715	38	36	-2





# SPM - Review

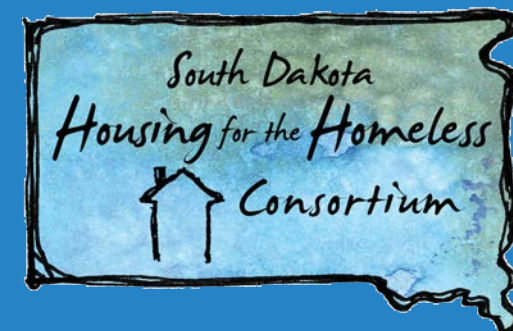
Exit From	# exited	return 6 months	return 12 months	Return 13-24	Return 2 years
SO	13	15%	15%	8%	38%
ES	451	21%	5%	8%	34%
TH	5	0%	0%	0%	0%
PH	389	6%	5%	2%	14%
Exited & Total Returns to Homelessness	858	14%	5%	5%	25%



# HMIS & Bed Coverage

## HMIS Bed Inventory FY2021 Expansion

- Emergency Shelter – Major Expansion - ESG CV
- Transitional Housing - Minor Expansion
- Permanent Supportive Housing – Major Expansion (VA)
- 100% Other PH (GPD & HOPWA)
- 100% Rapid Rehousing Beds
  - ESG - CV - Expansion RRH



# HMIS NOFA Report

## Activity 1:

Improve HMIS Data Quality – Training Platform Activities

## Activity 2:

Upgrade, Customize, & Configure HMIS - Data Integration Activities

## Activity 3:

Increase Staff Skills – Training Tasks



# SDHHC Quarterly Meeting

**TIME FOR  
A BREAK**

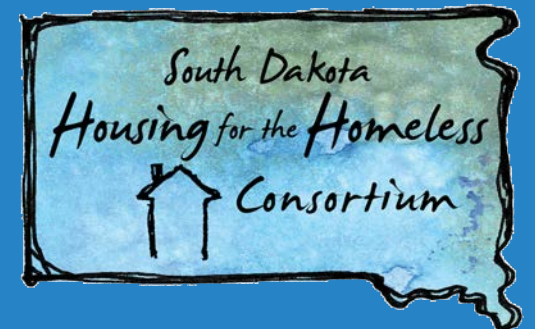
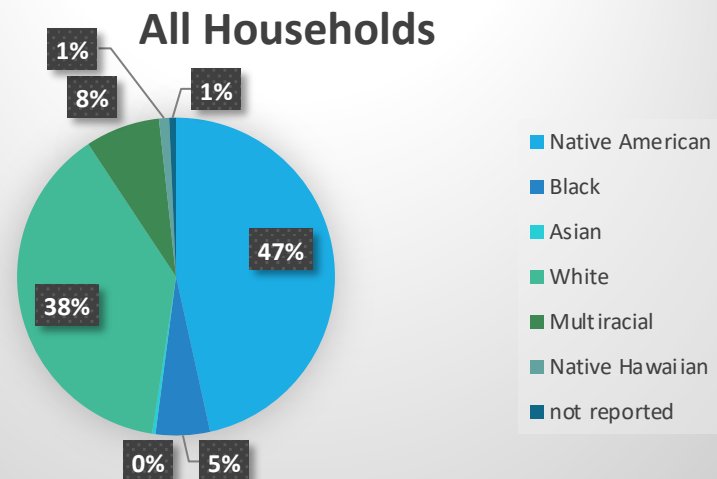
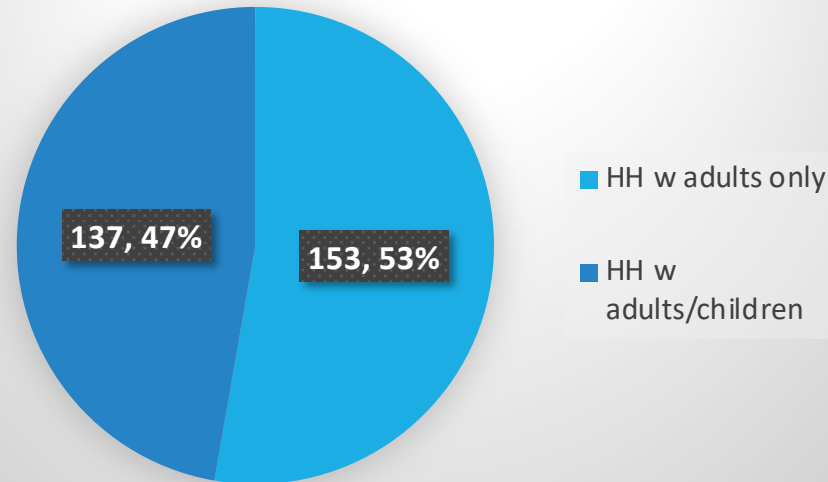


10  
Minutes



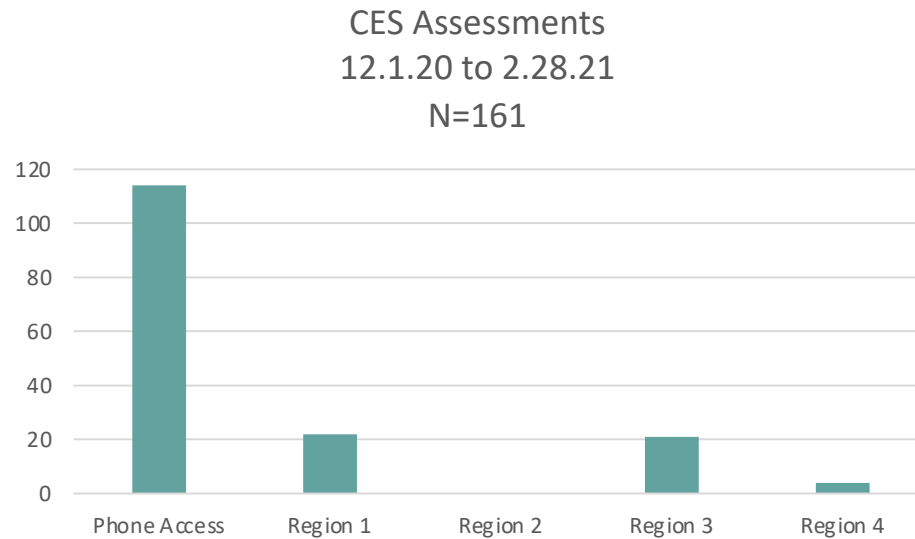
# SD Coordinated Entry

- 290 households served
- 76% female heads of household
- 16% chronic
- 60% reported disability

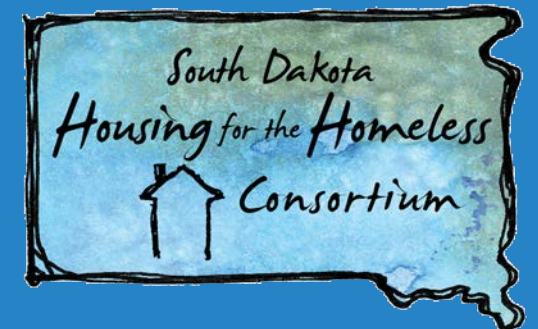


# SD Coordinated Entry

- Access, Assessment, Prioritization & Referral

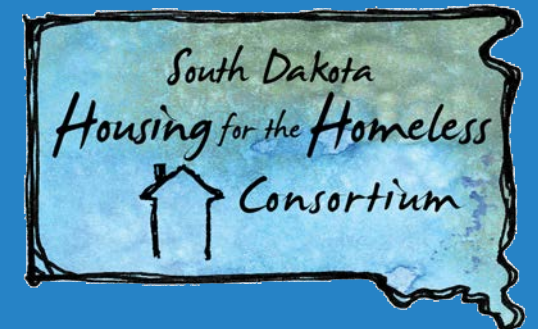
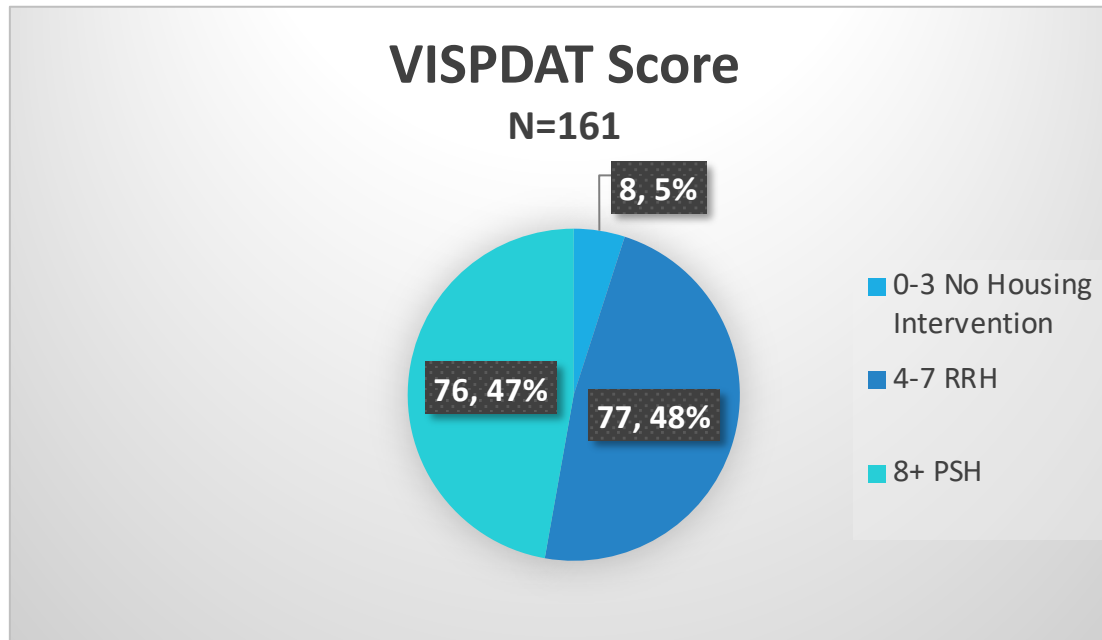


71% assessments completed utilizing toll free phone access point.



# SD Coordinated Entry

- 12-1-20-2.28.21
- 290 households engaged with CES
  - 161 households were assessed

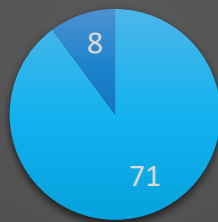


# SD Coordinated Entry

## CES Referrals- All Regions

12.1.20-2.28.21

N=79

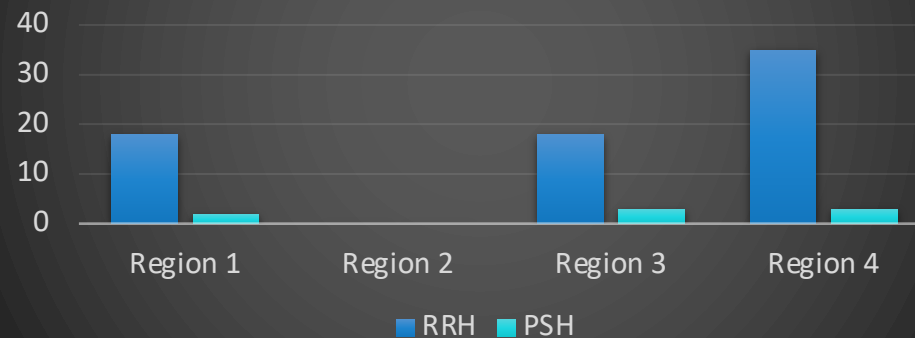


■ Rapid ReHousing ■ Permanent Supportive

## CES Referrals-By Region

12.1.20-2.28.21

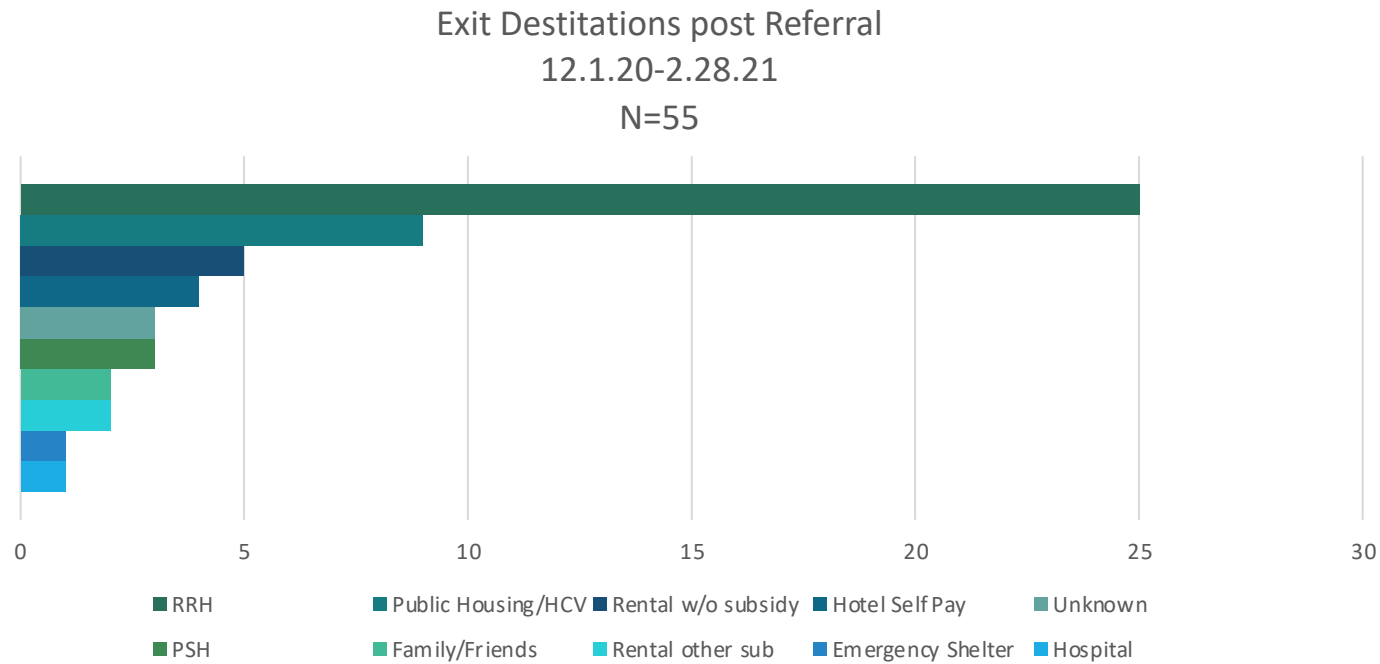
N=79



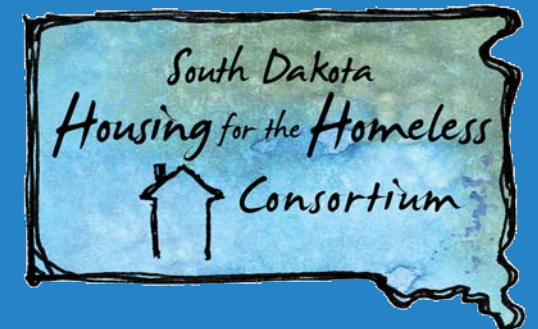


# SD Coordinated Entry

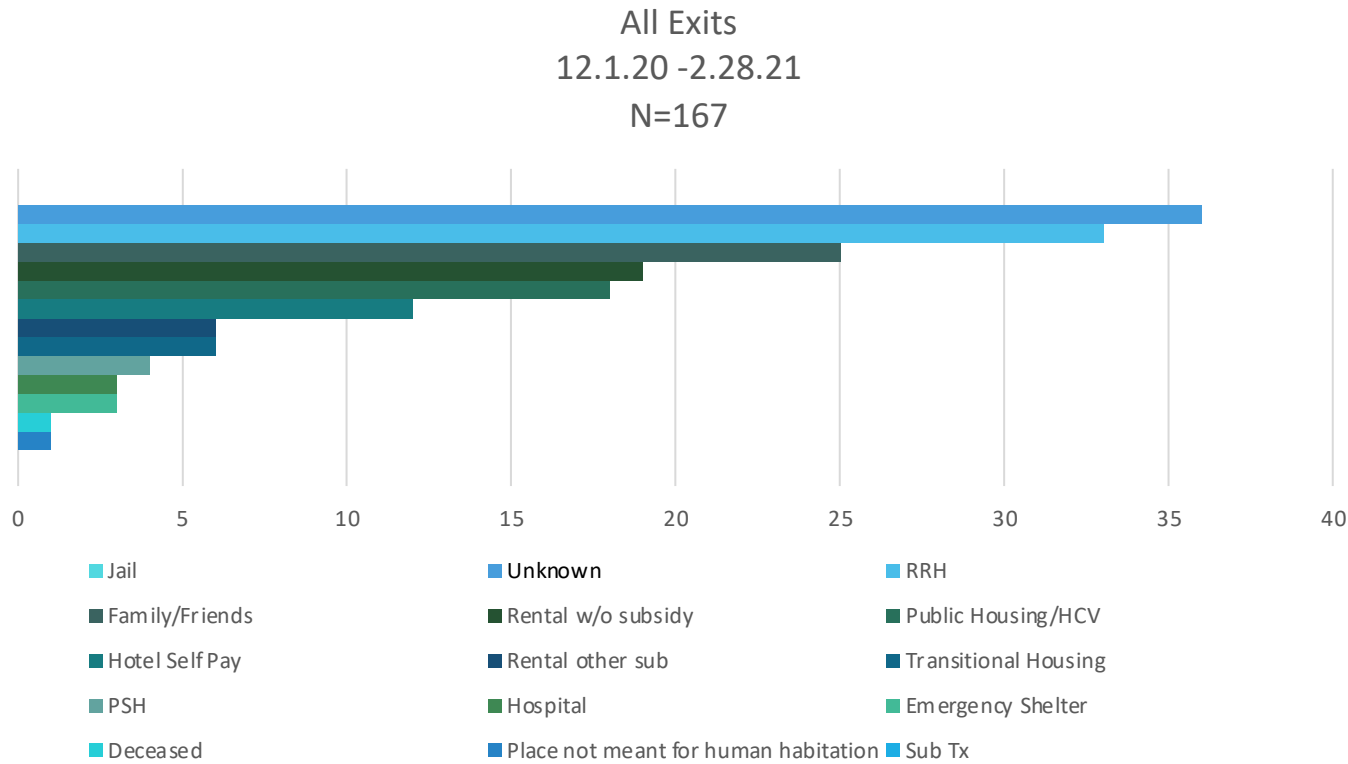
## Exit Destinations



Top 3 exits: Rapid ReHousing, Public Housing, Rental w/o subsidy



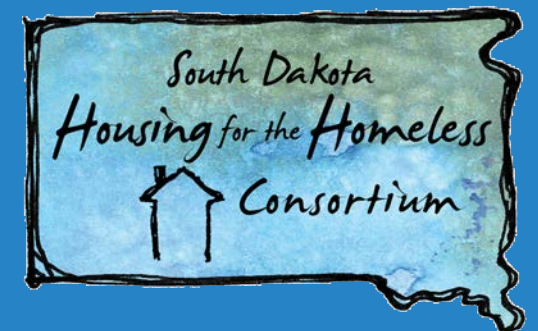
# SD Coordinated Entry



Top 4: Unknown, Rapid ReHousing, Family Friends, Rental w/o subsidy

# 2021 Homeless Summit

- Tues. & Wed. July 27 & 28, 2021
- Oacoma, Arrowwood – Cedar Shores
- Please provide Ideas for topics & speakers
- Activities to involve & educate
- Homeless Summit Committee



# SDHHC - Spotlight Series

Pathways Shelter for the Homeless  
Yankton



## Agency Spotlight

SDHHC Quarterly; March 16<sup>th</sup> 2021

Presenter: Joseph Tielke

---

- Pathways History
  - ES Program
- RRH/HP & SDAP Services
  - Basement Reno
  - Williams Annex



## Staffing

- Executive Director - Jesse Bailey
- Program Director - Joseph Tielke
- ES Case Manager - Michael Brister
- Night Shift Advocate - Jennifer Morkve

## Board of Directors

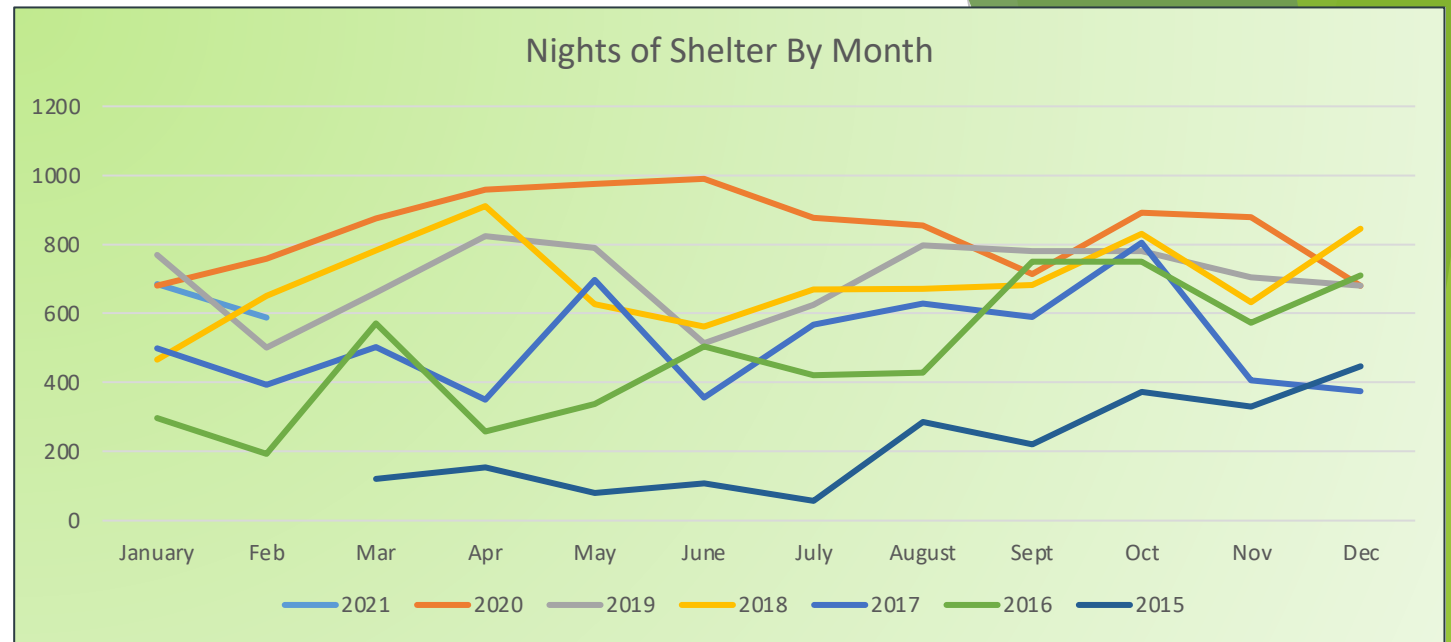
- Chair - Kim Highland
- Vice Chair - Melissa Lindahl
- Secretary - Tom Bosn
- Treasurer - Brad Bies
- Consumer Representative - Sonya Lund
- United Way Liaison - Lauren Hanson
- Sr. Mary Carole Curran
- Brennan Ewald
- Nick Moser
- Pastor Dani Jo Bierwagen

### Timeline:

- 1994- *Yankton Homeless Shelter* incorporated
- 1995- Acquire 5 bed, 3 bath house for operations
- 2012- Begin ESG usage (?)
- 2015 Summer- Hire first full-time director
- 2015 Fall- Acquire 14 room motel for operations.
- 2017 - Name Changed to *Pathways Shelter for the Homeless*
- 2021- Williams Annex and Night Shelter Reno

### Facility Layout

- 5 room dedicated to families
- 7 rooms dedicated to single member households



Year	Nights of Shelter	Total Households	Total Clients	Nights by Household
2020	10,135	174	287	58.2
2019	8,428	153	252	55.1
2018	8,331	166	283	50.2
2017	6,173	187	289	33.0
2016	5,793	152	247	38.1
2015	2,172	63	105	34.5

Exit Reason	Count	Pct.
Completed Program	75	45%
Criminal Action	11	7%
Left for Housing Before Program Completion	25	15%
Max Time	4	2%
Needs could not be met	3	2%
Non-Compliance	47	28%

Waitlist for ES Services

- Started in 2017.
- Averages: 13 individual men, 9 individual women and 9 families.
- Varies considerably. As large as 75 clients at one point in 2019 and as small as 13 this month.

Exit Destination	Count	Pct.
Jail/Prison/JV	10	6%
Place not meant for Habitation	14	9%
Rental by Client with RRH	31	19%
Rental by client, no subsidy	9	6%
Rental by Client in Public Housing	19	12%
Staying or living with family, <b>permanent</b>	10	6%
Staying or living with family, <b>temporary</b>	15	9%
Staying or living with friends, <b>permanent</b>	8	5%
Staying or living with friends, <b>temporary</b>	35	15%
All others	6	< 5%

Staffing

Three full-time staff members working on site during the day. One part time staff member on-site from 5 to 10pm.

Client Milestones

- 14 days to employment
- 30 days to identify housing exit (\$5 daily rent at this point)
- 60 days to secure

2020 Demographics (Entered Shelter)	Monthly Average
Adult Male	9
Adult Female	7
Child Male	3
Child Female	4
<b>Total Average</b>	<b>23</b>
2020 Special Populations	Monthly Average
Senior's (62+)	<b>0.3</b>
Veteran	<b>0</b>
Youth (18-24)	<b>2</b>
Multiple Adult Household- No Children	<b>1</b>
Household's with Children	<b>3</b>
Single Member Household	<b>9</b>

## RRH

- 55 households enrolled at some point in 2020
- \$52k in services
- Average annual growth of 215% since 2015.

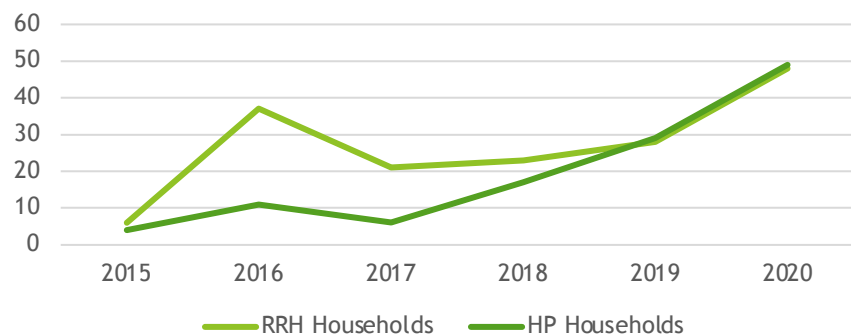
## HP

- 47 households enrolled at some point in 2020
- \$58k in services
- Average annual growth of 156%

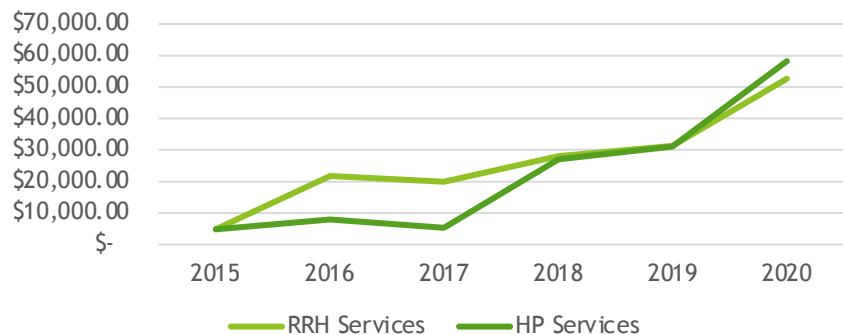
## SDAP

- Single use deposit for households that qualify.
- 66 households in 2020
- 54% of 2020 recipients literally homeless
- In 2017 less than 25% of recipients were literally homeless
- Average deposit: \$479


RRH / HP Enrollment Trends




RRH / HP Service Trends

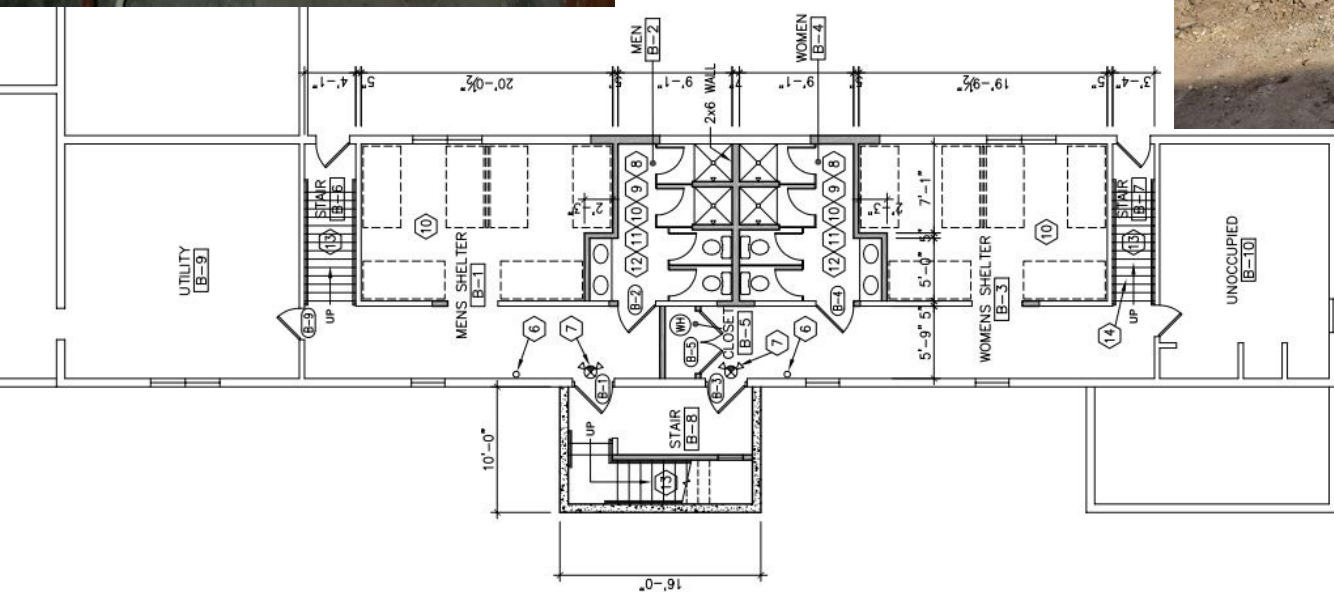






Four rooms that have been used as storage (and briefly as a Covid-Quarantined office) are being renovated into a 2 dorm-style shelter rooms with capacity for an additional 24 men and 24 women.





## Williams Annex and Pilot TH Program

- Currently renting and working on acquisition.
- Partner-landlord offering fair price for the lot directly across from shelter. One of the houses on the lot is rented out to ES clients. Other house used for offices and storage space.
- CDBG funds being sought for acquisition and ADA alterations



### City of Yankton

Pathways Shelter for the Homeless CDBG  
COVID-19 Response Project Location Map




0 87.5 175 350 Feet



# Committee Reports

- PAC
- Veteran
- PIT Count
- HMIS
- Youth
- YAB
- Coordinated Entry
- Homeless Summit
- Native American



# SDHHC Town Hall

- Reports from communities & agencies
- Covid-19 information/reports
- Events, training, etc.
- Concerns, questions
- Chat box & verbal reports



# Governing Board - PAC

**ALEXANDRA MILLER** Chair  
The Journey Home  
Aberdeen  
amiller@journeyhomesd.org

**ANITA DERANLEAU**  
Rapid City Public Schools  
Rapid City  
anita.deranleau@k12.sd.us

**JAMIE KIRSCH**  
Rapid City Police Department  
Rapid City  
jamie.kirsch@rcgov.org

**PAULETTA RED WILLOW**  
Maggie's House  
Pine Ridge  
pauletta34@hotmail.com

**JOSEPH TIELKE**  
Pathways Shelter for the Homeless  
Yankton  
jtielke@yanktonpathways.org

**KIM HANSEN**  
Southeastern Behavioral Health  
Directions for Life - Sioux Falls  
kimh@southeasternbh.org

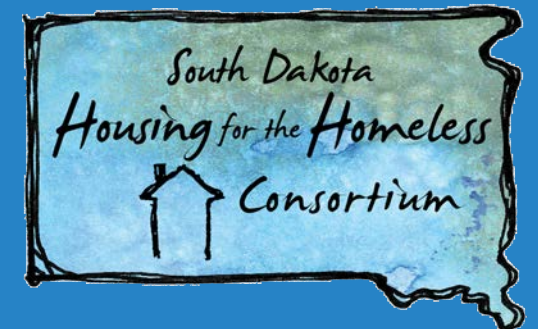

**MONTIE BARKLEY**  
Volunteer Advocate  
Rapid City  
(605)415-2780

**MARK KIEPKE**  
Lutheran Social Services  
Rapid City  
mark.kiepke@lsssd.org

**KATHY RUTTEN**  
SD Network Against Family  
Violence & Sexual Assault  
Sioux Falls  
kathy@sdnafvsa.com

**SHARON SCUDDER** Vice Chair  
Retired Public Housing Authority Executive  
Rapid City  
sharekiwanis@gmail.com

**ANNY LIBENGOOD**  
Minnehaha County Human Services  
Sioux Falls  
alibengood@minnehahacounty.org



# SDHDA Contact Info

Chas Olson, Director of Rental Housing Development  
[chas@sdhda.org](mailto:chas@sdhda.org)

Davis Schofield, CoC Administrator  
[davis@sdhda.org](mailto:davis@sdhda.org)

Denise Albertson, HMIS and ESG Administrator  
[denise@sdhda.org](mailto:denise@sdhda.org)

Stephanie Marshall, CES Administrator  
[stephanie@sdhda.org](mailto:stephanie@sdhda.org)



# South Dakota Housing for the Homeless Consortium (SDHHC)



NEXT MEETING | July 27, 2021 | Oacoma, SD

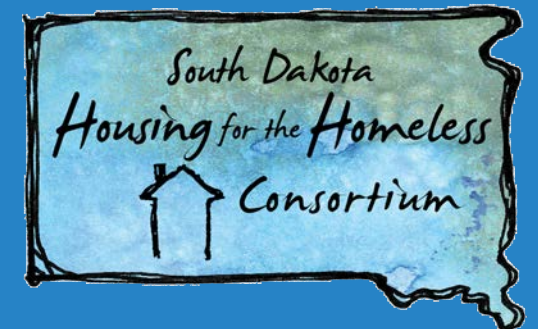
[www.housingforthehomeless.org](http://www.housingforthehomeless.org)



# SDHHC

## The South Dakota Housing for the Homeless Consortium formed in 2000

- Statewide organization of service providers, individuals, city/county/state government, faith-based organizations all working together to address homelessness with technical & financial assistance from U.S. Dept. of Housing & Urban Development



# SDHHC

## Beliefs

- Housing and other basic human needs should be within everyone's reach in an affordable and dignified manner

## Vision and Values

- Empower those experiencing homelessness to self-sufficiency
- Homelessness is unacceptable, preventable, expensive and resolvable through education, coordination and collaboration

