



**45**

---

**YEARS**

**1973**  **2018**

**SOUTH DAKOTA HOUSING  
DEVELOPMENT AUTHORITY**

**ANNUAL REPORT**

**SOUTH DAKOTA**  
**HOUSING**   
**DEVELOPMENT AUTHORITY**

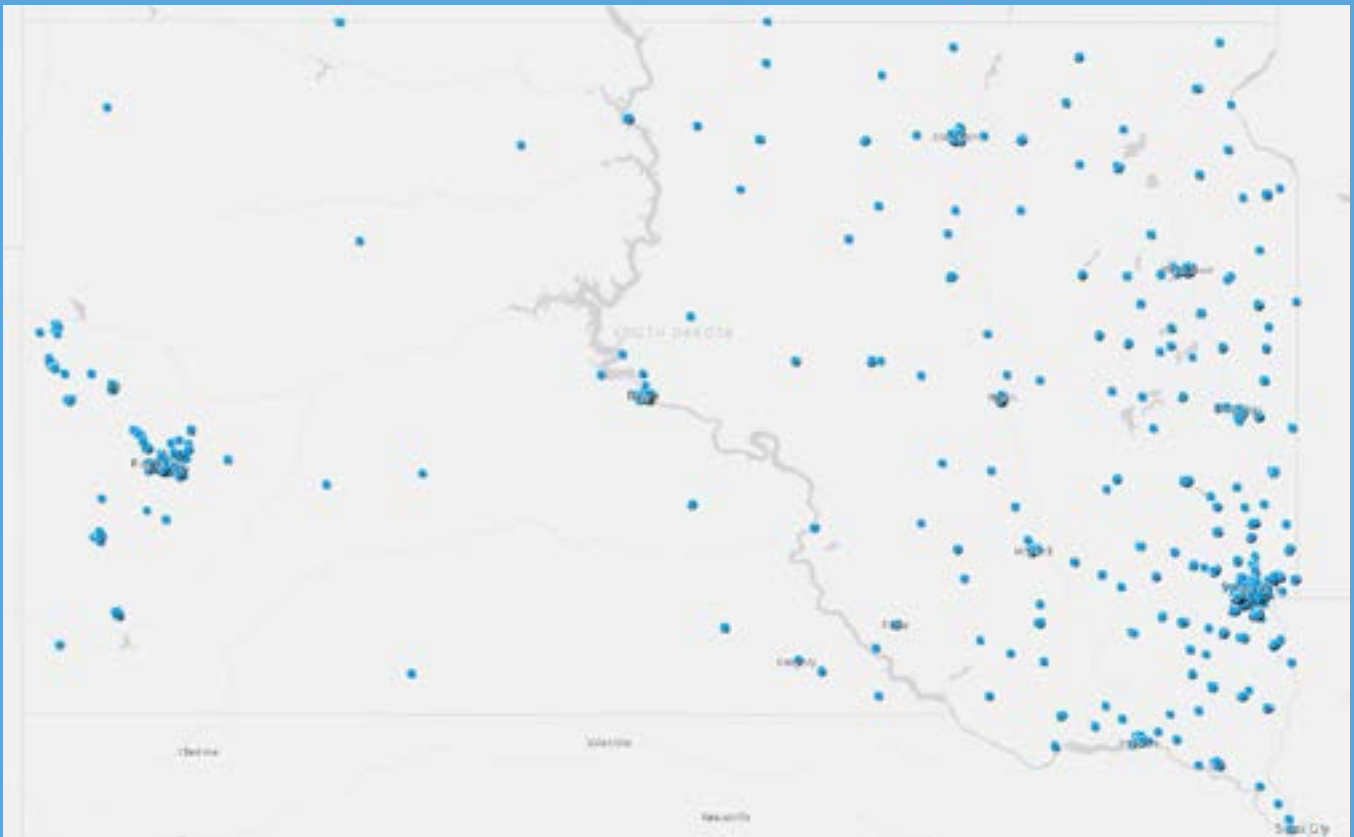
Affordable housing through...  
Integrity | Financial Responsibility | Innovation | Sustainability

# HOMEOWNERSHIP PROGRAMS

SDHDA helps individuals and families become homeowners by providing a variety of programs that assist low and moderate-income South Dakotans. Low interest rates, closing cost and downpayment assistance, Mortgage Credit Certificates, grants for recent graduates and home improvement loans are all part of SDHDA's funding options.



## HOMEOWNERSHIP LOANS BY LOCATION



## AMOUNT LOANED

**\$356** MILLION | **2,485** LOANS



## HOMEBUYER STATISTICS

**31**  
Average Age of Homebuyers

**\$51,894**  
Average Income Earned in a Year



**2**  
Average Size of Household

**\$140,415**  
Average Loan Amount

**37**  
Average Age of Homebuyer

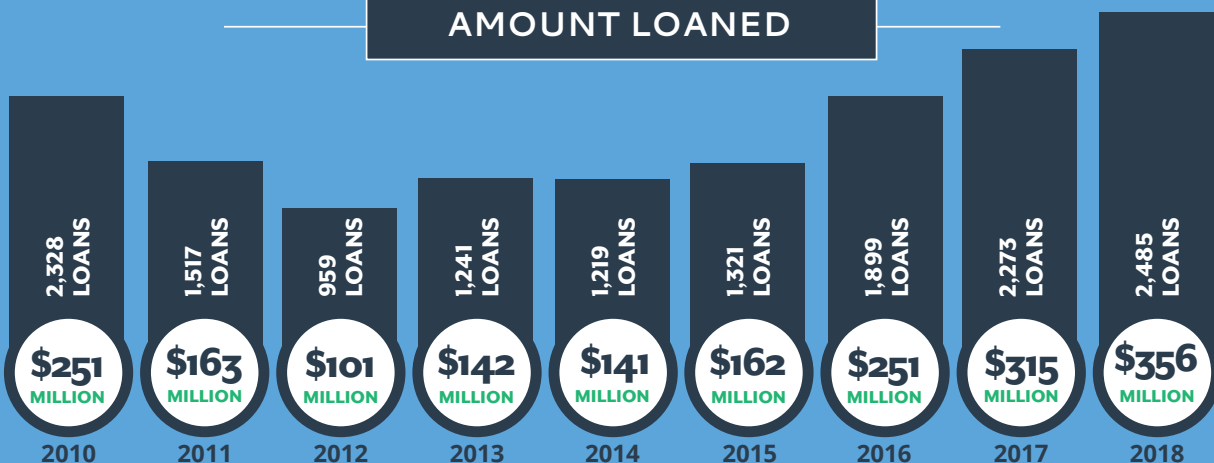
**\$71,309**  
Average Income Earned in a Year



**3**  
Average Size of Household

**\$165,832**  
Average Loan Amount

## AMOUNT LOANED



## HOMEBUYER EDUCATION



**3,113** CLIENTS | **\$396,450**

## HOUSING COUNSELING



**1,852** CLIENTS | **\$271,990**

## HOME IMPROVEMENT



**\$783,544** | **40** LOANS

## GRANTS FOR GRADS



**\$26** MILLION | **167** LOANS

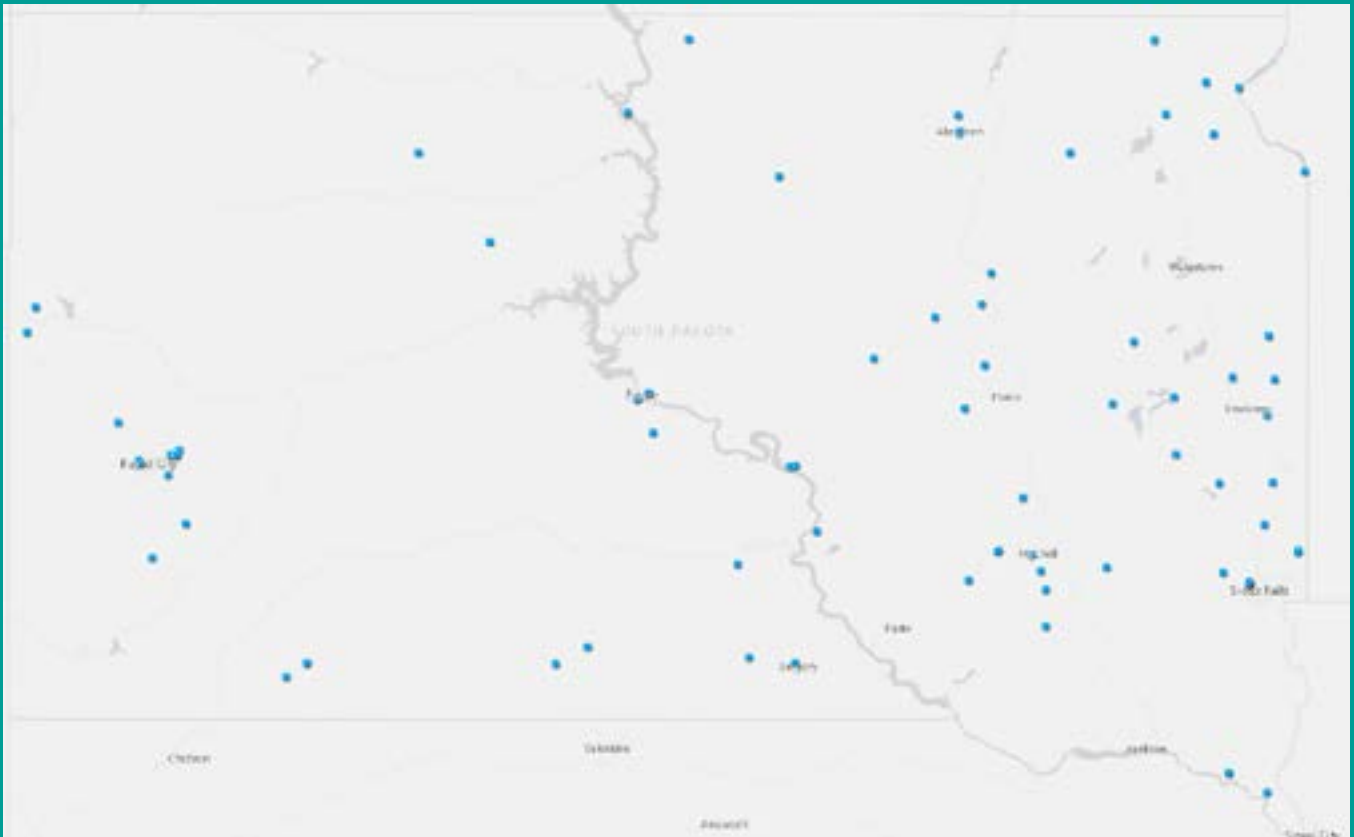


# GOVERNOR'S HOUSE PROGRAM

For those with smaller incomes looking to secure housing in South Dakota, the Governor's House Program offers pre-built, energy-efficient, affordable homes for income-qualified South Dakotans. Young families just getting their start or elderly couples looking to downsize can have homeownership in their future with this program.



## GOVERNOR'S HOUSES SOLD BY LOCATION



## INMATE TRAINING PROGRAM STATISTICS

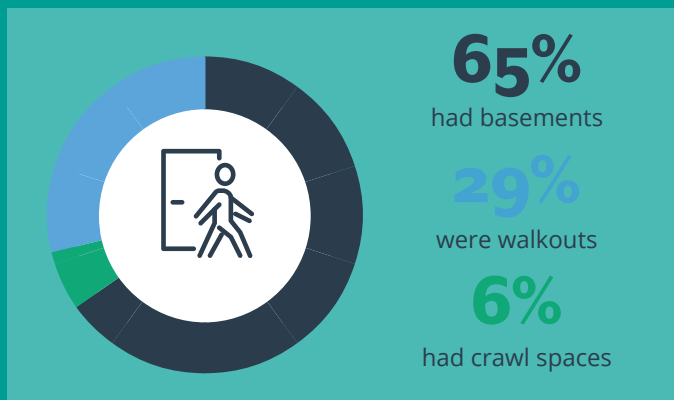
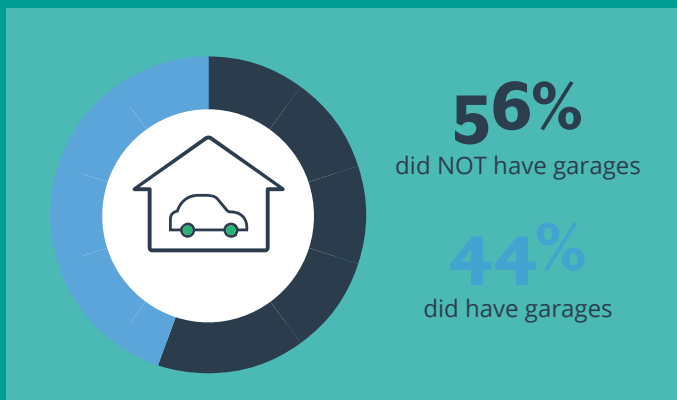

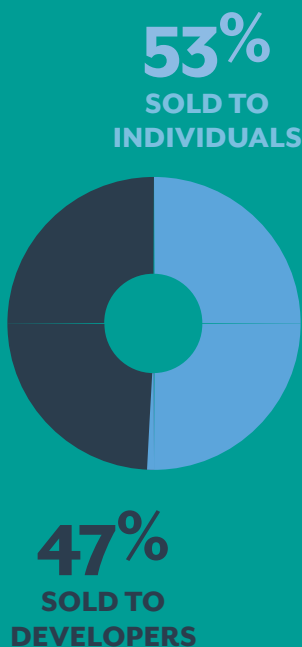

**114**  
Average number of inmates

**19.8**  
Average number of hours worked per week

**117,648**  
Total number of hours worked



# GOVERNOR'S HOUSE STATISTICS



# HOMEOWNER STATISTICS

<b>OF THE 53% SOLD TO INDIVIDUALS</b>	<b>33%</b> Lived with relatives	<b>19%</b> Moved from a dilapidated or larger house	<b>44%</b> Moved from a rental	<b>4%</b> Other
	<b>80%</b> Used conventional financing	<b>6%</b> Used personal financing	<b>4%</b> Used FHA	<b>10%</b> Used RD



**1.9**  
AVERAGE INDIVIDUAL HOUSEHOLD SIZE



**\$36,625**  
AVERAGE INCOME



# RENTAL HOUSING DEVELOPMENT PROGRAMS

Development of new housing and rehabilitation of existing housing is vital in meeting the demand for affordable housing statewide. SDHDA administers a number of programs to encourage and assist in the development of housing options – affordable for a variety of incomes, whether they are moderate or low.



## HOUSING DEVELOPMENT STATISTICS

**\$2.74 Million** AMOUNT OF HOUSING TAX CREDITS AWARDED

**\$4.48 Million** AMOUNT OF HOME FUNDS AWARDED

**\$1.16 Million** AMOUNT OF HOUSING OPPORTUNITY FUNDS AWARDED

**\$1.39 Million** AMOUNT OF HOUSING TRUST FUNDS AWARDED

**\$413 Thousand** AMOUNT OF COMMUNITY HOUSING DEVELOPMENT PROGRAM FUNDS AWARDED



**309 CLIENTS | \$119,912**  
SECURITY DEPOSIT ASSISTANCE



**2 CLIENTS | \$29,800**  
HOMEBUYER ASSISTANCE



**58 CLIENTS | \$475,868**  
HOMEOWNER REHAB



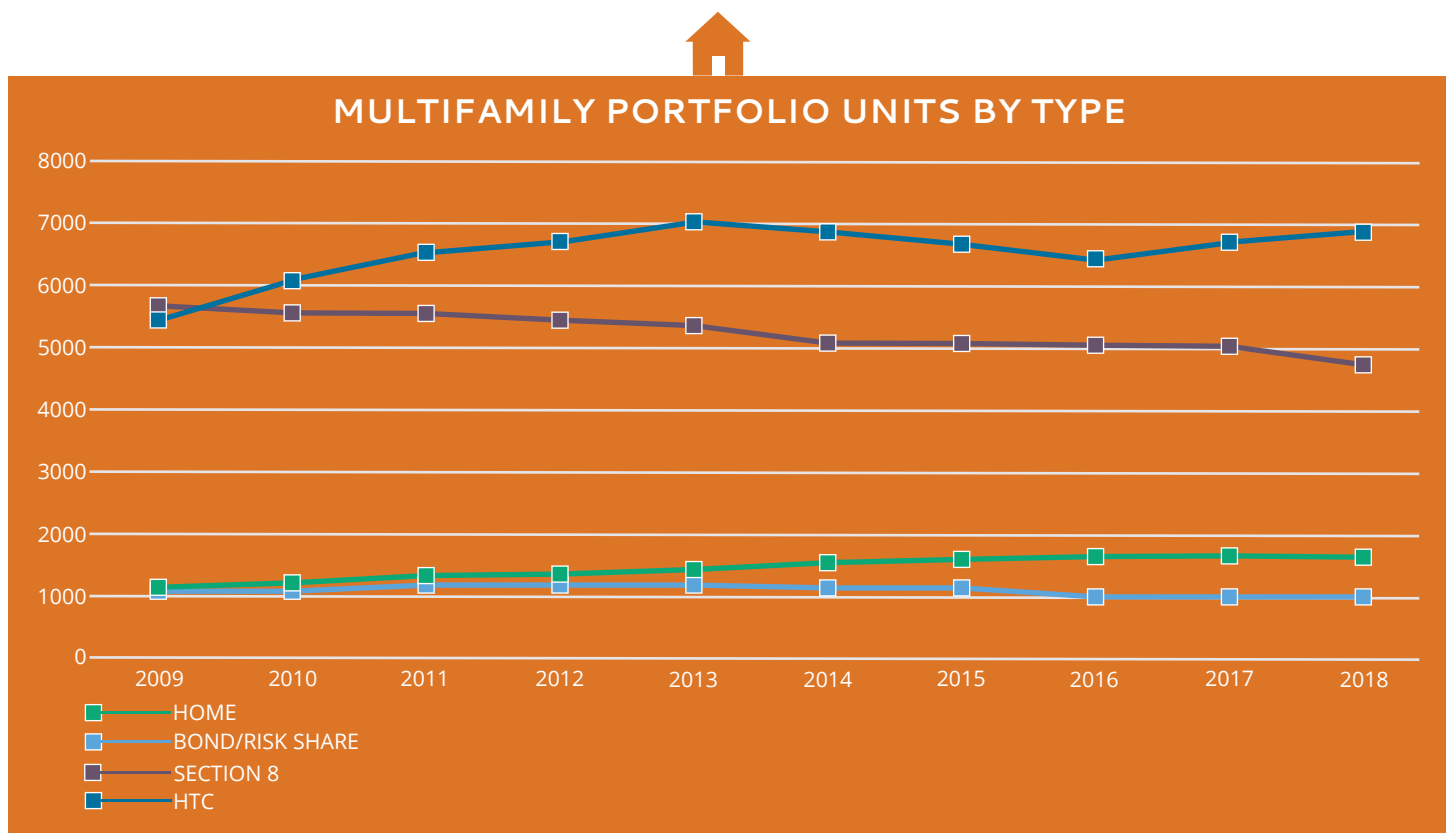
**3 STUDIES | \$7,500**  
HOUSING NEEDS STUDY

DEVELOPMENT NAME	LOCATION	TOTAL ASSISTED	AMOUNT ALLOCATED	FUNDING SOURCES	SUMMARY
<b>Beadle and Spink Enterprise Community (BASEC) Grant/Loan Program</b>	Scattered Sites	25	\$131,250	HOF	HO Rehab
<b>Black Hills Habitat - Lemmon Construction</b>	Rapid City	1	\$64,050	HOF	SF NC
<b>Black Hills Works - Governor's House for the Brain Injury Rehabilitation Center</b>	Rapid City	3	\$52,805	HOF	MF NC
<b>Cleveland Center Apartments</b>	Sioux Falls	39	\$1,532,976	HTC/HOME/HTF	MF NC
<b>Glory House Apartments</b>	Sioux Falls	25	\$900,828	HTC/HOME	MF NC
<b>Habitat for Humanity Building Homes, Building Communities</b>	Sioux Falls	3	\$148,560	HOF	SF NC
<b>Habitat for Humanity-South Dakota Down Payment Assistance Program</b>	Scattered Sites	10	\$52,500	HOF	HA
<b>Harvest Point Apartments</b>	Madison	30	\$313,142	HTC	MF ACQ./REHAB
<b>Homes Are Possible, Inc. 2017-2018 Home Buyer Assistance</b>	Scattered Sites	28	\$119,700	HOF	HA
<b>Inter-Lakes Community Action Partnership</b>	Scattered Sites	8	\$80,000	HOF	HP
<b>Majestic Ridge Apartments</b>	Sioux Falls	53	\$1,546,000	HTC/HOME	MF NC
<b>Neighborhood Lending Services - Down Payment/Closing Cost Assistance Program</b>	Scattered Sites	20	\$147,000	HOF	HA
<b>NeighborWorks Dakota Home Resources - Homeowner Rehab Project</b>	Scattered Sites	23	\$198,000	HOF	HO REHAB
<b>North Star Senior Housing</b>	Eagle Butte	4	\$479,600	HTF	MF NC
<b>Northeast SD Community Action Program (NESDCAP) - Home Improvement Forgivable Loan Program</b>	Scattered Sites	10	\$133,750	HOF	HO REHAB
<b>Rural Office of Community Services, Inc. (ROCS)</b>	Scattered Sites	35	\$36,000	HOF	HP
<b>Sage View Glen Apartments</b>	Rapid City	50	\$1,460,456	HTC/HOME/HTF	MF NC
<b>Sherwood Place</b>	Sioux Falls	12	\$240,000	HOME	HA
<b>Sisseton Wahpeton Oyate Elderly Village</b>	Sisseton	32	\$262,874	HTC	MF NC
<b>Thunder Valley Regenerative Community Development Apartment Building</b>	Oglala Lakota County	12	\$1,223,868	HOME/CHDP	MF NC
<b>Yankton Heights II Apartments</b>	Yankton	40	\$1,064,586	HTC/HOME	MF NC
	<b>TOTALS</b>	<b>463</b>	<b>\$10,187,945</b>		



# RENTAL HOUSING MANAGEMENT PROGRAMS

Development of new housing and rehabilitation of existing housing is important, but so is the ongoing safety and affordability of those existing properties. SDHDA's management department's role is to routinely inspect the housing units and monitor operating procedures to maintain compliance with federally funded program requirements.



## NUMBER OF FAIR HOUSING CALLS

**561**

Calls received by the Fair Housing Ombudsman, a third party under contract with SDHDA who provides a resource that renters and landlords utilize to understand their rights and responsibilities.








**SECTION 8**

**\$440**  
AVERAGE MONTHLY ASSISTANCE PAYMENT

**\$278**  
AVERAGE MONTHLY TENANT PAYMENT

**\$11,559**  
AVERAGE ANNUAL HOUSEHOLD INCOME

  
**4,825**  
TOTAL NUMBER OF UNITS ASSISTED

  
**\$23,479,934**  
TOTAL ASSISTANCE PAID



**ASSET MANAGEMENT**



**190**  
Physical Inspections



**327**  
Compliance Reviews



**RENTAL MANAGEMENT PORTFOLIO**

**373** TOTAL NUMBER OF DEVELOPMENTS IN THE MULTIFAMILY PORTFOLIO

**11,661** TOTAL NUMBER OF UNITS IN THE MULTIFAMILY PORTFOLIO

**1,050** APPROXIMATE NUMBER OF VACANT UNITS IN THE MULTIFAMILY PORTFOLIO

# FISCAL YEAR 2018 ACHIEVEMENTS

CITY	HOMEOWNERSHIP PROGRAM		HOMEBUYER EDUCATION	GOVERNOR'S HOUSE	HOUSING ASSISTANCE PAYMENTS		DEVELOPMENT		
	TOTAL LOANS	LOAN AMOUNT	TOTAL CLIENTS	TOTAL SOLD	TOTAL UNITS	AMOUNT	TOTAL UNITS	AMOUNT	PROGRAM
<b>Aberdeen</b>	145	\$18,555,223	207	3	304	\$1,474,916	5	\$16,979	HOME/HR
							99	\$25,389	HOME/SDAP
								\$73,177	ESG
							1	\$489	PAINT-SD
							5	\$121,000	CHIP
<b>Agency Village</b>			3						
<b>Alcester</b>	4	\$356,909	1				1	\$450	PAINT-SD
							4	\$57,421	CHIP
<b>Alexandria</b>	2	\$211,347							
<b>Andover</b>				1					
<b>Arlington</b>	4	\$408,265	1	1					
<b>Armour</b>	1	\$96,000	1						
<b>Artesian</b>			2						
<b>Ashton</b>	1	\$93,434							
<b>Astoria</b>						\$109,435			
<b>Aurora</b>	22	\$3,809,593	1	1					
<b>Avon</b>						\$31,192	1	\$675	PAINT-SD
<b>Baltic</b>	7	\$1,125,377	2						
<b>Bath</b>	1	\$61,579	2				1	\$25,000	CHIP
<b>Belle Fourche</b>	18	\$2,405,049	14	2	88	\$385,112	1	\$12,000	HOME/HR
							1	\$398	PAINT-SD
<b>Belvidere</b>							1	\$7,500	CHIP
<b>Beresford</b>	14	\$1,894,018	6		21	\$65,504			
<b>Big Stone City</b>				1					
<b>Bison</b>			1		16	\$28,891			
<b>Black Hawk</b>	14	\$2,474,511	23				1	\$15,000	HOME/HR
<b>Blunt</b>			1				1	\$5,000	HOME/HR
<b>Bonesteel</b>	1	\$53,535							
<b>Bowdle</b>	1	\$38,380	1				1	\$2,500	HNS



	HOMEOWNERSHIP PROGRAM		HOMEBUYER EDUCATION	GOVERNOR'S HOUSE	HOUSING ASSISTANCE PAYMENTS		DEVELOPMENT		
CITY	TOTAL LOANS	LOAN AMOUNT	TOTAL CLIENTS	TOTAL SOLD	TOTAL UNITS	AMOUNT	TOTAL UNITS	AMOUNT	PROGRAM
Box Elder	18	\$3,121,072	47	12					
Brandon	49	\$8,940,069	26		16	\$102,602	1	\$15,000	HOME/HR
Brandt	2	\$229,269		1					
Bridgewater	1	\$30,303					1	\$937	PAINT-SD
Bristol	1	\$43,434	2				1	\$4,974	HOME/HR
							1	\$35,000	CHIP
Britton	5	\$416,288	1						
Broadland				1					
Brookings	43	\$6,799,196	31		206	\$599,415	1	\$9,322	HOME/HR
							21	\$12,361	HOME/SDAP
Browns Valley	1	\$95,950		1					
Bruce			1	1					
Bryant	4	\$442,077		1					
Buffalo	1	\$113,535	1						
Burke	2	\$122,153			20	\$46,667	2	\$31,835	CHIP
Canistota	4	\$391,019					1	\$468	PAINT-SD
Canton	27	\$3,529,656	11						
Castlewood	4	\$433,617					1	\$10,359	HOME/HR
Cavour			3						
Centerville	5	\$569,675			12	\$33,433			
Chamberlain	3	\$237,701	4	1	68	\$381,871			
Chancellor	1	\$140,553	2						
Chester	3	\$294,477					1	\$559	PAINT-SD
Clark	6	\$510,223	2						
Clear Lake	7	\$474,189	2				1	\$5,000	HOME/HR
Clearfield			1						
Colman	2	\$207,455	1				1	\$25,000	CHIP
Colome				1					
Colton	5	\$614,950					1	\$25,000	CHIP
Conde	1	\$116,958	1				1	\$772	PAINT-SD
Corsica							1	\$377	PAINT-SD
Cresbard	1	\$41,710	1						



	HOMEOWNERSHIP PROGRAM		HOMEBUYER EDUCATION	GOVERNOR'S HOUSE	HOUSING ASSISTANCE PAYMENTS		DEVELOPMENT		
CITY	TOTAL LOANS	LOAN AMOUNT	TOTAL CLIENTS	TOTAL SOLD	TOTAL UNITS	AMOUNT	TOTAL UNITS	AMOUNT	PROGRAM
Crocker			2						
Crooks	7	\$1,184,465	1						
Custer	8	\$1,279,084	6		28	\$117,176		\$18,433	ESG
Dakota Dunes	1	\$187,996							
Davis	1	\$80,808	2						
De Smet	1	\$47,626		1					
Deadwood			9				2	\$23,974	HOME/HR
							1	\$879	PAINT-SD
Dell Rapids	20	\$2,835,254	10	1					
Delmont	1	\$45,657							
Dimock	1	\$80,808							
Doland			2						
Dupree			10						
Eagle Butte			59	1			4	\$479,600	HTF
Edgemont	2	\$150,361			24	\$71,796	1	\$15,000	HOME/HR
Egan				1					
Elk Point	2	\$300,771		1	20	\$86,205			
Elkton	3	\$253,742	2						
Ellsworth AFB			8						
Emery	2	\$214,898	1	1					
Estelline	5	\$451,552							
Ethan				1					
Eureka	2	\$122,720	4						
Fairburn				1					
Faith	1	\$140,409	2		18	\$42,235			
Faulkton	2	\$270,018	3		22	\$24,405			
Flandreau	6	\$565,180	4		16	\$64,993	2	\$19,000	HOME/HR
								\$13,015	ESG
Florence	2	\$229,172	1						
Fort Pierre	3	\$436,230	3	3	10	\$43,531			
Fort Thompson			5	2					



CITY	HOMEOWNERSHIP PROGRAM		HOMEBUYER EDUCATION	GOVERNOR'S HOUSE	HOUSING ASSISTANCE PAYMENTS		DEVELOPMENT		
	TOTAL LOANS	LOAN AMOUNT	TOTAL CLIENTS	TOTAL SOLD	TOTAL UNITS	AMOUNT	TOTAL UNITS	AMOUNT	PROGRAM
Frankfort				1					
Frederick	1	\$115,282	4						
Freeman	2	\$162,232	2		24	\$16,575			
Garretson	10	\$1,429,644	3	2			1	\$9,000	HOME/HR
Gary	1	\$198,341	1						
Gayville	2	\$104,257	1						
Geddes							1	\$37,730	CHIP
Gettysburg			2				1	\$5,000	HOME/HR
Goodwin	1	\$95,492							
Gregory	2	\$146,464	1	1	36	\$70,843			
Grenville				1			1	\$1,280	PAINT-SD
Groton	8	\$937,014	8						
Harrisburg	59	\$10,687,297	9				1	\$5,122	CHIP
Hartford	15	\$2,566,969	13	1					
Hayti	4	\$332,953							
Hazel	2	\$238,282							
Henry	2	\$175,266	2				1	\$23,956	CHIP
Hermosa	1	\$151,210	6	1					
Herreid			1	1					
Highmore	4	\$230,814			12	\$28,844			
Hill City	1	\$89,896	6		24	\$101,653	1	\$2,500	HNS
Hitchcock	1	\$166,920	3						
Hot Springs	8	\$754,183	20		111	\$512,370			
Hoven	1	\$43,935					1	\$903	PAINT-SD
Howard	4	\$269,886	1						
Hudson			2				1	\$19,000	CHIP
Humboldt	7	\$815,586	1						
Hurley	2	\$115,656							
Huron	28	\$2,887,273	140		169	\$743,139	7	\$22,025	HOME/HR
							40	\$18,807	HOME/SDAP
Ipswich	4	\$452,188	4		6	\$15,398			

	HOMEOWNERSHIP PROGRAM		HOMEBUYER EDUCATION	GOVERNOR'S HOUSE	HOUSING ASSISTANCE PAYMENTS		DEVELOPMENT		
CITY	TOTAL LOANS	LOAN AMOUNT	TOTAL CLIENTS	TOTAL SOLD	TOTAL UNITS	AMOUNT	TOTAL UNITS	AMOUNT	PROGRAM
Jefferson	1	\$164,900							
Kadoka					30	\$138,706			
Kennebec			1	1					
Keystone	1	\$145,220							
Kimball							1	\$2,500	HNS
							1	\$374	PAINT-SD
Kyle			19						
La Plant			2						
Lake Andes			2					\$8,890	ESG
Lake Norden	6	\$640,607	3				2	\$30,000	HOME/HR
Lake Preston	1	\$129,609							
Lane			2						
Langford	2	\$191,876	3						
Lantry			2						
Lead	6	\$609,983	13		44	\$251,603	3	\$35,000	HOME/HR
							1	\$537	PAINT-SD
Lemmon	2	\$191,919	1		25	\$147,085	2	\$19,250	HOME/HR
Lennox	18	\$2,088,549	8		16	\$76,271	1	\$7,683	CHIP
Leola	1	\$38,800	5						
Lesterville	1	\$94,747							
Letcher	1	\$40,404	3	1					
Little Eagle			2						
Lower Brule			4						
Madison	23	\$2,484,830	11		68	\$285,544	30	\$313,142	HTC
							32	\$14,861	HOME/SDAP
								\$76,695	ESG
Manderson			2	1					
Marion	2	186,130	1						
Martin	1	\$45,878						\$20,000	ESG
Marvin			1						
McCook Lake	1	\$142,500							



CITY	HOMEOWNERSHIP PROGRAM		HOMEBUYER EDUCATION	GOVERNOR'S HOUSE	HOUSING ASSISTANCE PAYMENTS		DEVELOPMENT		
	TOTAL LOANS	LOAN AMOUNT	TOTAL CLIENTS	TOTAL SOLD	TOTAL UNITS	AMOUNT	TOTAL UNITS	AMOUNT	PROGRAM
McLaughlin			2		8	\$22,468	1	\$13,544	CHIP
Mellette	1	\$90,800							
Menno			2						
Milbank	12	\$1,023,527	5		108	\$478,457	2	\$5,313	HOME/HR
Miller	5	\$462,965	1	1	26	\$18,549			
Mina	1	\$179,595	2						
Mission			5						
Mission Hill	1	\$67,676							
Mitchell	47	\$6,067,162	26	2	281	\$1,389,513	26	\$10,225	HOME/SDAP ESG
Mobridge	9	\$910,111	3	2	68	\$370,515	24	\$10,759	HOME/SDAP ESG
Montrose	2	\$233,333	1						
Mount Vernon			1	3					
Nemo			24						
New Effington	2	\$87,925	3						
New Underwood	2	\$257,850							
Newell					34	\$214,951	1	\$10,000	HOME/HR
Nisland			1						
North Sioux City	2	\$223,679							
Oglala			7						
Oldham	1	\$78,439					1	\$15,000	HOME/HR
Onaka				1					
Onida	1	\$84,343	1						
Parade			1						
Parker	10	\$1,376,592	2						
Parkston	4	\$390,650	1	1	16	\$73,239			
Peever			10						
Philip	1	\$91,315	1		26	\$132,547			
Piedmont	6	\$1,052,512	4	1			1	\$9,664	HOME/HR

	HOMEOWNERSHIP PROGRAM		HOMEBUYER EDUCATION	GOVERNOR'S HOUSE	HOUSING ASSISTANCE PAYMENTS		DEVELOPMENT		
CITY	TOTAL LOANS	LOAN AMOUNT	TOTAL CLIENTS	TOTAL SOLD	TOTAL UNITS	AMOUNT	TOTAL UNITS	AMOUNT	PROGRAM
Pierpont			2						
Pierre	48	\$7,029,019	91	2	136	\$512,413	1	\$37,900	ESG
								\$528	PAINT-SD
							1	\$197,711	CoC
							1	\$30,589	CHIP
Pine Ridge			25	1					
Plankinton	5	\$509,785	3						
Platte	5	\$718,310							
Porcupine			15	2			12	\$1,223,868	HOME/CHDP
Presho	3	\$249,617			8	\$18,171			
Provo			35						
Ramona				1					
Rapid City	192	\$28,131,927	497	3	888	\$5,741,152	50	\$1,460,456	HOME/HTC/HTF
							3	\$52,805	HOF
							1	\$64,050	HOF
							3	\$28,740	HOME/HR
							1	\$14,900	HOME/HA
							10	\$5,755	HOME/SDAP
								\$146,000	ESG
							1	\$500	PAINT-SD
								\$72,186	CoC
							3	\$61,500	CHIP
Redfield	3	\$226,248	4	1	55	\$238,114	1	\$5,000	HOME/HR
Renner	7	\$923,351	3						
Reville	1	\$131,572							
Rosebud			4	1					
Rosholt			3						
Roslyn	1	\$46,805	2						
Rowena			1						
Saint Francis			1						
Saint Lawrence	1	\$88,383	1						



CITY	HOMEOWNERSHIP PROGRAM		HOMEBUYER EDUCATION	GOVERNOR'S HOUSE	HOUSING ASSISTANCE PAYMENTS		DEVELOPMENT		
	TOTAL LOANS	LOAN AMOUNT	TOTAL CLIENTS	TOTAL SOLD	TOTAL UNITS	AMOUNT	TOTAL UNITS	AMOUNT	PROGRAM
Salem	6	\$629,644	1						
Scotland			1						
Selby	2	\$108,488	1						
Sherman	1	\$205,942							
Sioux Falls	1,077	\$167,592,362	996	10	873	\$4,761,249	39	\$1,532,976	HOME/HTC/HTF
							25	\$900,828	HOME/HTC
							53	\$1,546,000	HOME/HTC
							3	\$148,560	HOF
							12	\$240,000	HOME
							4	\$40,000	HOF
								\$40,720	ESG
								\$884,451	CoC
							4	\$73,000	CHIP
Sisseton	2	\$148,079	24	1	16	\$5,573	32	\$262,874	HTC
Spearfish	9	\$1,658,312	39		46	\$246,544	3	\$33,225	HOME/HR
								\$14,620	ESG
Springfield	3	\$268,910	56		12	\$17,261			
Stickney	1	\$116,161	2	1					
Strandburg			1						
Stratford			2						
Sturgis	18	\$2,637,492	19		75	\$175,101	3	\$45,000	HOME/HR
								\$20,000	ESG
							1	\$455	PAINT-SD
Summerset	1	\$176,409	8						
Summit	2	\$113,774	2						
Tabor	2	\$187,681							
Tea	23	\$3,929,531	16						
Thunder Butte				1					
Timber Lake	1	\$43,939							
Toronto	3	\$387,151							
Trent	1	\$102,020							



	HOMEOWNERSHIP PROGRAM		HOMEBUYER EDUCATION	GOVERNOR'S HOUSE	HOUSING ASSISTANCE PAYMENTS		DEVELOPMENT		
CITY	TOTAL LOANS	LOAN AMOUNT	TOTAL CLIENTS	TOTAL SOLD	TOTAL UNITS	AMOUNT	TOTAL UNITS	AMOUNT	PROGRAM
Tripp	2	\$158,534	1		8	\$22,251	1	\$1,008	PAINT-SD
Tulare			1	1			1	\$5,000	HOME/HR
Twin Brooks	1	\$98,838							
Tyndall	4	\$300,831	2		32	\$6,162			
Utica	1	\$54,003							
Valley Springs	7	\$1,019,896	2						
Veblen			3	1					
Verdon			1						
Vermillion	23	\$3,005,542	8	2	78	\$467,649	1	\$20,076	CHIP
Viborg	4	\$412,675	3						
Vienna			1						
Volga	5	\$720,529	2						
Volin	1	\$139,745							
Wagner	2	\$121,311	8		12	\$29,669			
Wakonda	1	\$135,800							
Wall	1	\$90,250	1						
Wanblee			2						
Warner			2						
Watertown	98	\$13,570,857	39		155	\$684,704	5	\$48,111	HOME/HR
								\$39,052	ESG
							8	\$153,588	CHIP
Waubay			5				1	\$2,500	HOME/HR
Webster	7	\$653,376	9				2	\$4,940	HOME/HR
							1	\$14,900	HOME/HA
							1	\$393	PAINT-SD
Wentworth	1	\$169,866		1					
Wessington	1	\$61,700	1						
Wessington Spgs	1	\$83,460							
Westport			2						
Wetonka			1						
White	3	\$345,187		1					

	HOMEOWNERSHIP PROGRAM		HOMEBUYER EDUCATION	GOVERNOR'S HOUSE	HOUSING ASSISTANCE PAYMENTS		DEVELOPMENT		
CITY	TOTAL LOANS	LOAN AMOUNT	TOTAL CLIENTS	TOTAL SOLD	TOTAL UNITS	AMOUNT	TOTAL UNITS	AMOUNT	PROGRAM
White Lake	1	\$123,233					1	\$986	PAINT-SD
White River					8	\$49,048			
Whitewood	1	\$76,262	1						
Willow Lake	3	\$187,676	1						
Wilmot	2	\$156,536	2	1					
Winner	4	\$263,230	6		48	\$303,990			
Wolsey			3	1					
Wood			1						
Woonsocket	1	\$147,283							
Worthing	11	\$1,778,516							
Wounded Knee			13						
Yale	1	\$121,250							
Yankton	35	\$4,425,434	100		308	\$1,403,234	40	\$1,064,586	HOME/HTC
							56	\$21,755	HOME/SDAP
								\$78,776	ESG
								\$140,121	CoC
							1	\$10,000	CHIP
Scattered Sites			81				25	\$131,250	HOF
							4	\$40,000	HOF
							28	\$119,700	HOF
							10	\$52,500	HOF
							10	\$133,750	HOF
							20	\$147,000	HOF
							23	\$198,000	HOF
							35	\$36,000	HOF
<b>Total</b>	<b>2,485</b>	<b>\$356,199,698</b>	<b>3,112</b>	<b>95</b>	<b>4,825</b>	<b>\$23,479,934</b>	<b>894</b>	<b>\$13,583,892</b>	

ESG - Emergency Solutions Grant; HNS - Housing Needs Study; HOF - Housing Opportunity Fund; HOME - HOME Investment Partnership Program; HOME/HA - Homebuyer Assistance; HOME/HR - Homeowner Rehab; HOME/SDAP - Security Deposit Assistance; HTC - Housing Tax Credits; Paint-SD - Paint South Dakota; HTF - Housing Trust Fund; CoC - Continuum of Care; CHIP - Community Home Improvement Program

SOUTH DAKOTA  
**HOUSING**  
DEVELOPMENT AUTHORITY

1973  2018

